

U.S. Coast Guard 17th District Enforcement Report

26 January— Portland, OR



LT Jeff Schoknecht
Response & Enforcement Division

2016 and 2017 Boardings by IPHC Area



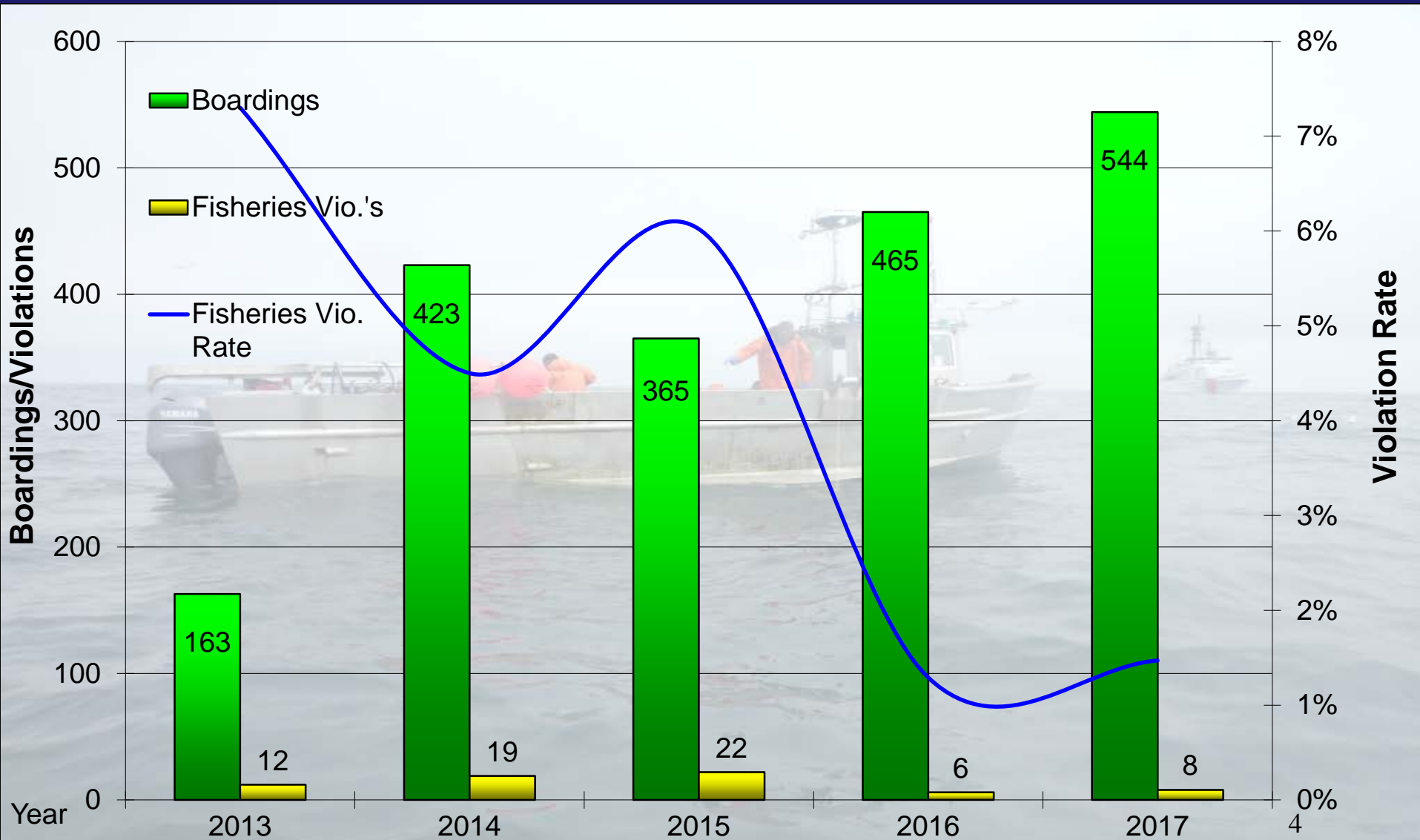
IPHC Area	2016 Boardings	2017 Boardings
2C	256	330
3A	178	195
3B	2	2
4A	17	11
4B	8	4
4C	1	0
4D	3	1
4E	0	1



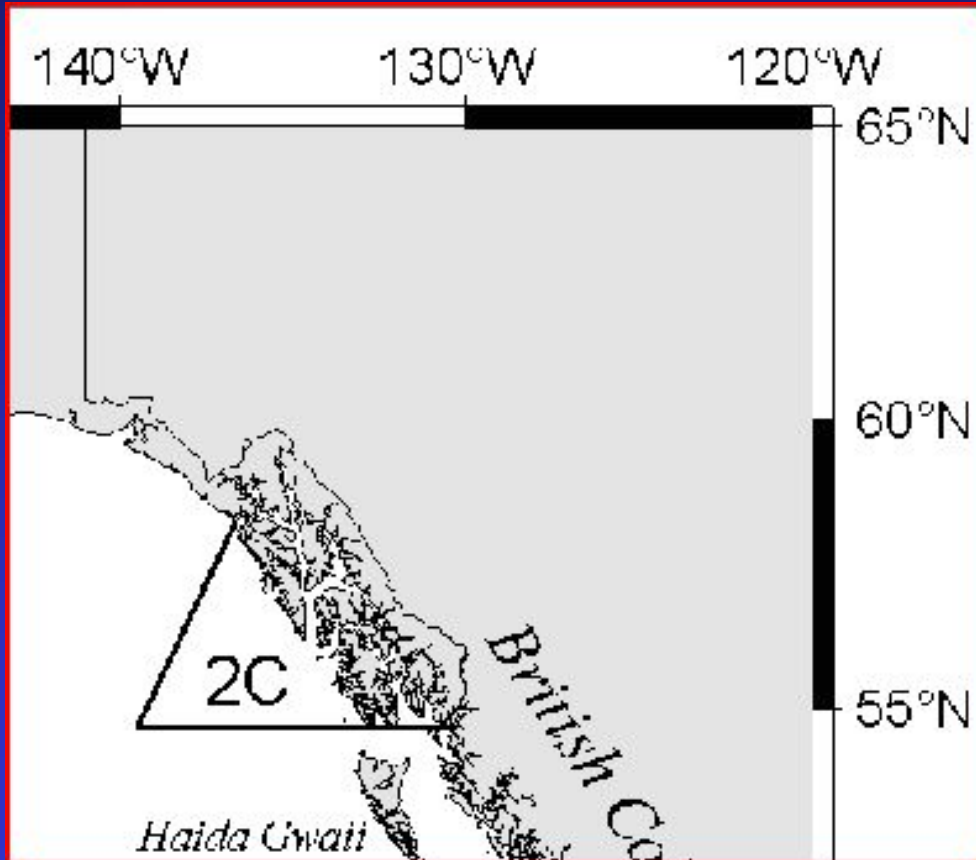
Boarding and Violation Summaries by Industry Sector

2016 Boardings/Violations (D17)		2017 Boardings/Violations (D17)	
Total At-Sea Boardings	465	Total At-Sea Boardings	544
Commercial	66	Commercial	92
Charter	55	Charter	97
Recreational/Subsistence	344	Recreational/Subsistence	355
Fisheries Violations	6	Fisheries Violations	8
Commercial	2	Commercial	5
Charter	2	Charter	1
Recreational/Subsistence	2	Recreational/Subsistence	2
Fisheries Violation Rates	98.7%	Fisheries Violation Rates	98.5%
Commercial	97.0%	Commercial	94.5%
Charter	96.4%	Charter	99.0%
Recreational/Subsistence	99.4%	Recreational/Subsistence	99.4%

IFQ Boarding Statistics



IPHC Area 2C



330 Boardings

– 46 IFQ

- 1 violation

– 37 Charter

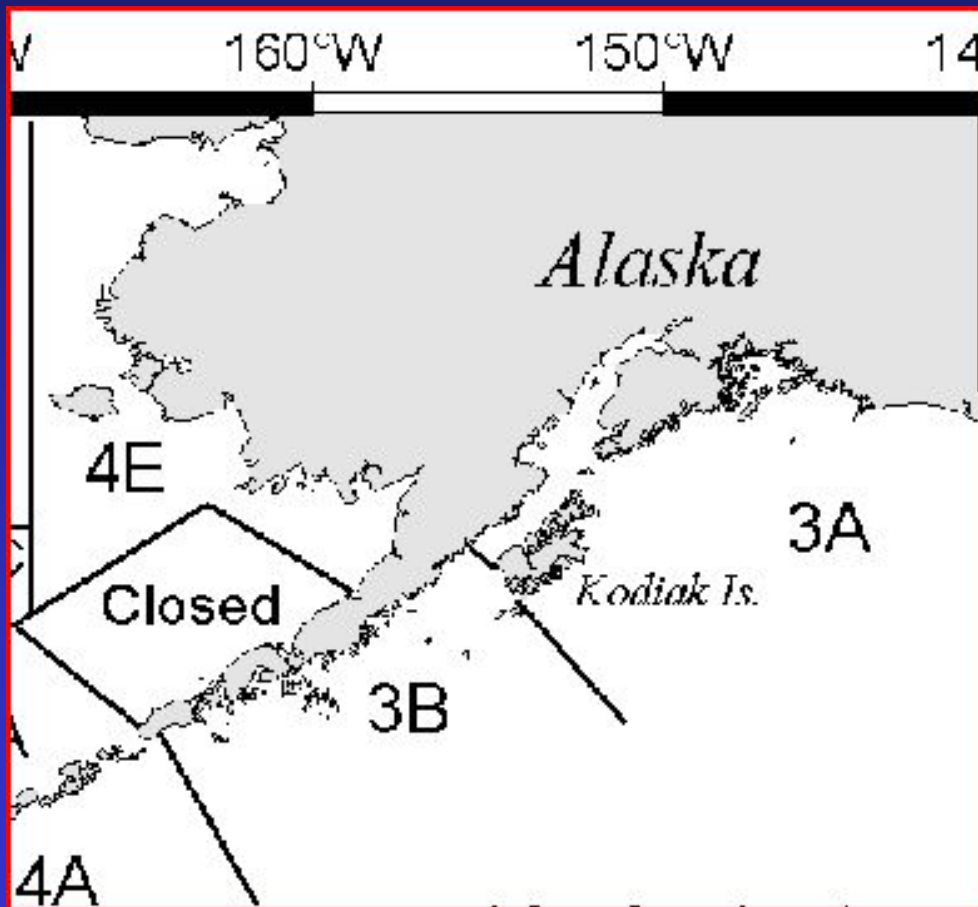
- 0 violations

- 247 Recreational/
Subsistence

- 0 violations



IPHC Areas 3A/3B

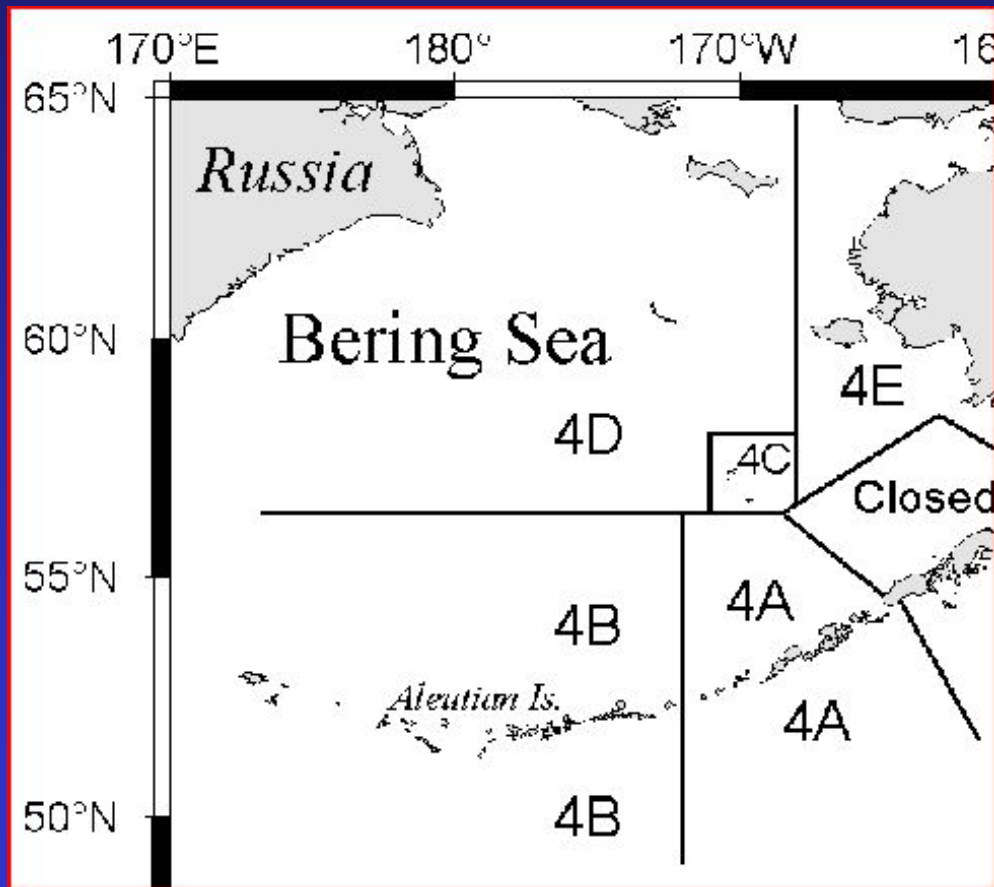


197 Boardings

- 29 IFQ
 - 1 violation
- 60 Charter
 - 1 violation
- 108 Recreational/
Subsistence
 - 2 violations



IPHC Areas 4A, B, C, D, & E



17 Boardings

- 17 IFQ/CDQ
 - 3 violations
- 0 Charter
- 0 Recreational/
Subsistence



Fisheries Violations in All Industry Sectors

2017

Failure to use careful release methods	(1)
Mutilation of catch	(1)
Failure to maintain IFQ logbook	(2)
Failure to maintain charter logbook	(1)
Copy of IFQ permit not ready for inspection	(2)
Sport fishing without a permit	(2)



LT Jeff Schoknecht
Response & Enforcement Division