

INTERNATIONAL PACIFIC



HALIBUT COMMISSION

# 2026-28 FISS Designs

Agenda item 8.1

IPHC-2025-IM101-13 Rev\_1

(R. Webster, I. Stewart, K. Ualesi,  
T. Jack, & D. Wilson)

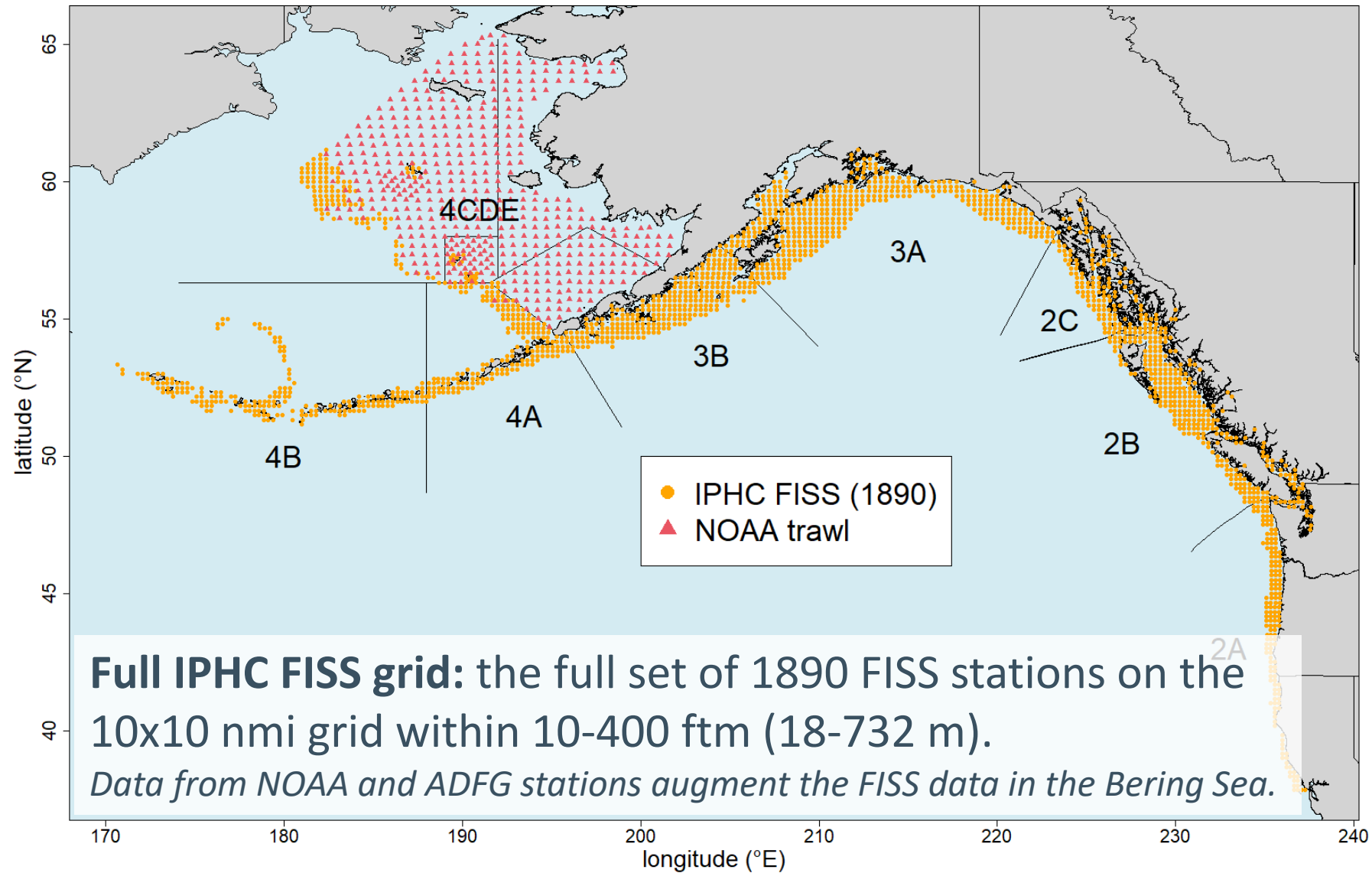


# IPHC FISS

- Our most important source of data on Pacific halibut
- Provides data for estimating weight and numbers per unit effort (WPUE and NPUE) indices of density and abundance of Pacific halibut
  - Used to estimate stock trends
  - Used to estimate stock distribution
  - Important input in the IPHC stock assessment
- Provides biological data for use in the stock assessment
- An annual FISS has been undertaken since 1993
  - Design expanded from 1993-2000 to include sampling in all IPHC Regulatory Areas
  - Further expansion into previously unsampled waters during 2011-2019 period



# Full FISS grid



# FISS objectives and design layers

Priority	Objective	Design Layer
Primary	Sample Pacific halibut for stock assessment and stock distribution estimation	Minimum sampling requirements in terms of: <ul style="list-style-type: none"><li>• Station distribution</li><li>• Station count</li><li>• Skates per station</li></ul>
Secondary	Cost effectiveness without compromising the scientific integrity of the FISS design.	Balance operational feasibility/logistics, cost/revenue, and scientific needs. Includes an aspirational target reserve of US\$2,000,000.
Tertiary	Minimize removals, assist others where feasible on a cost-recovery basis, address specific Commission informational needs.	Removals: minimize impact on the stock while meeting primary priority Assist: assist others to collect data on a cost-recovery basis IPHC policies: ad-hoc decisions of the Commission regarding the FISS design

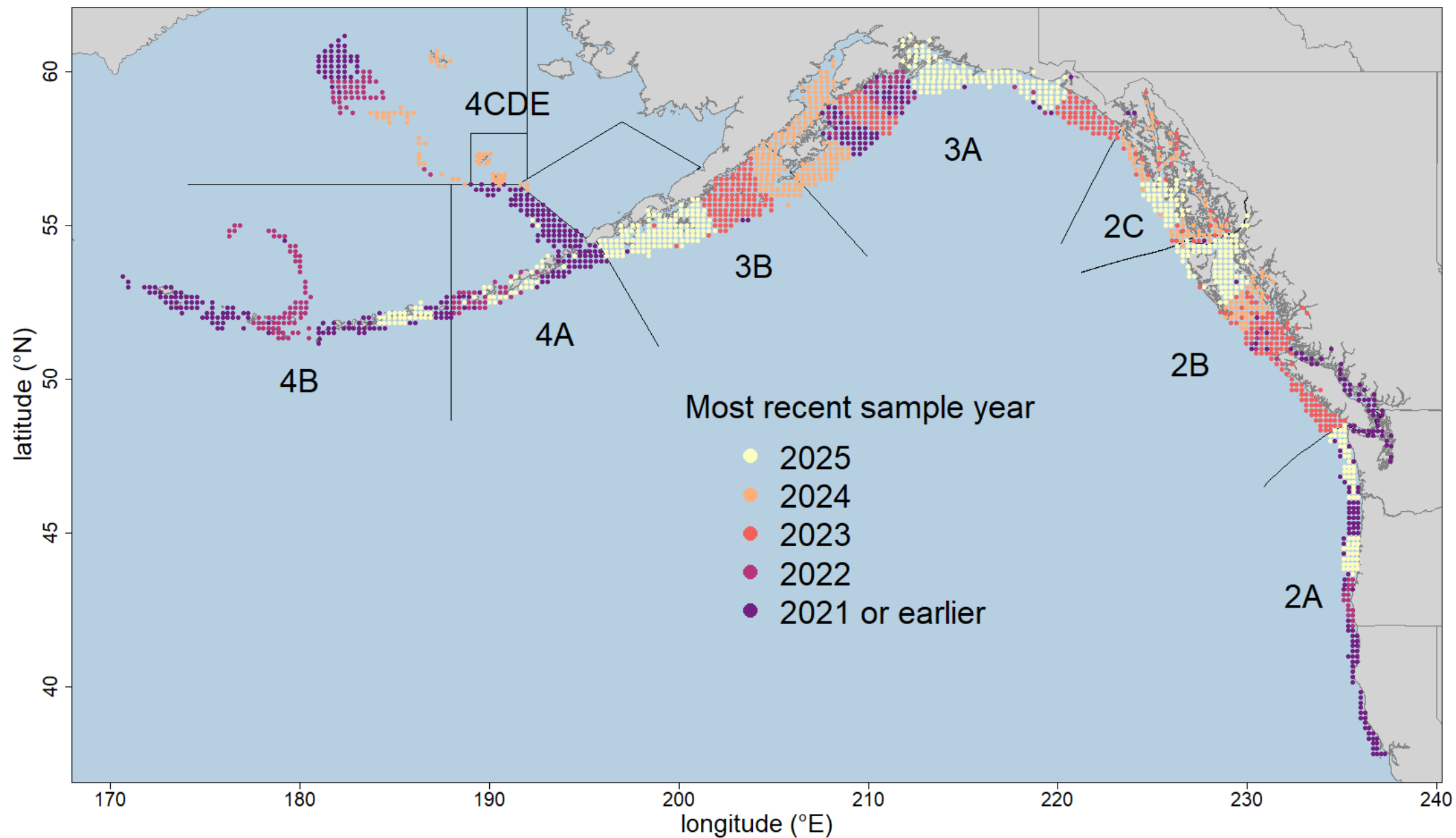


# IPHC FISS 2020-25

- 2020: Rationalized FISS design approved
  - Random sampling in core areas (2B, 2C, 3A, 3B)
  - Sampling of blocks of stations elsewhere prioritized to maintain precise estimates with low bias
  - FISS reduced to core areas only due to COVID19
- 2021-22: Proposed design largely implemented
  - Western 4B not sampled in 2022 due to lack of viable bids
- 2023-25: Reduced designs implemented to lower costs
  - Little sampling outside core areas in 2023, with no FISS sampling in 4A, 4B or 4CDE
  - Further reductions in 3A and 3B in 2024, but some sampling in 4CDE
  - 2025 sampling in 3A and 3B to complement 2023-24 sampling; sampling higher density parts of 2A and 4A/4B for first time since 2022

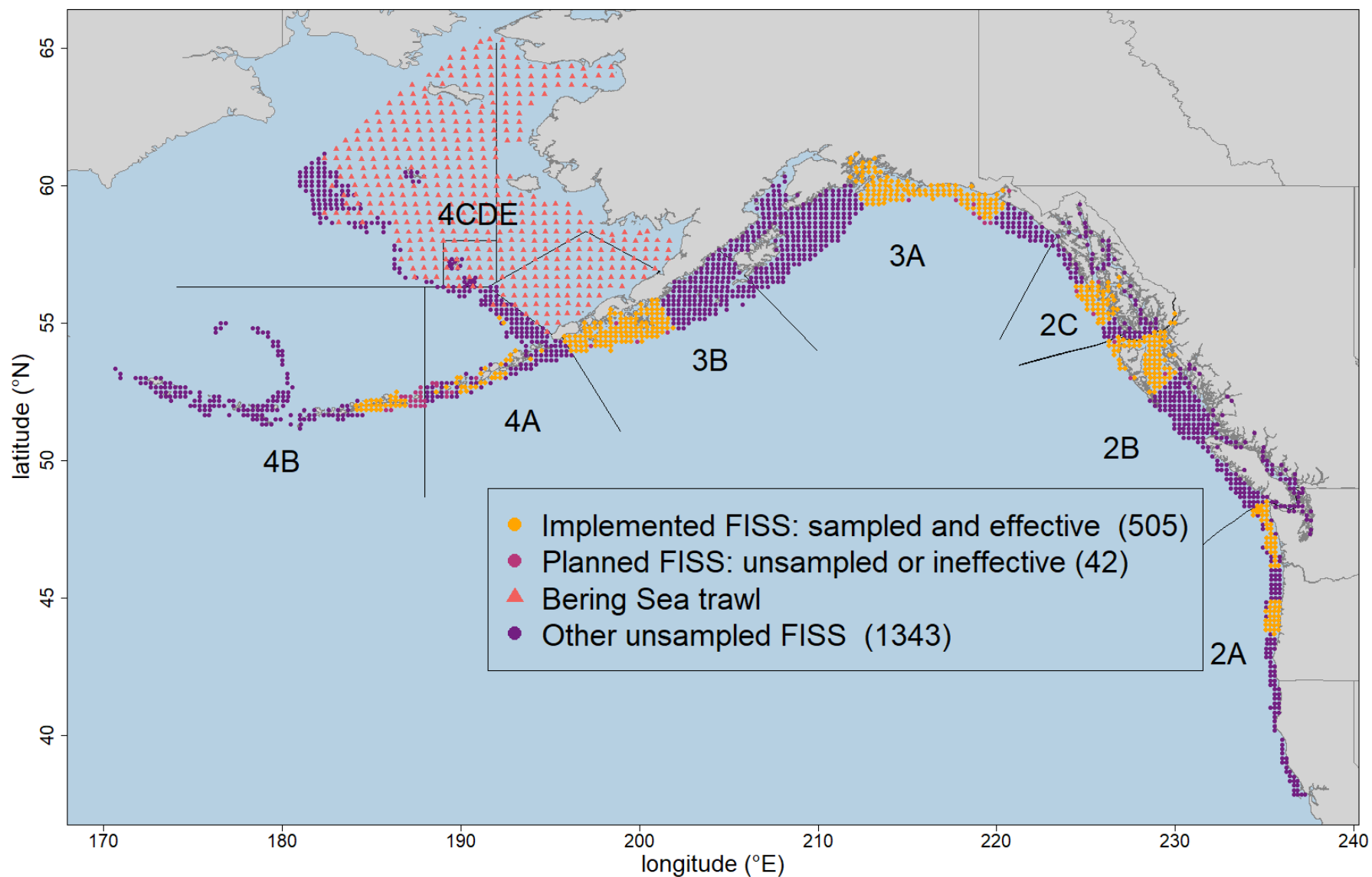


# Most recent sampling year by station





# Implemented 2025 design

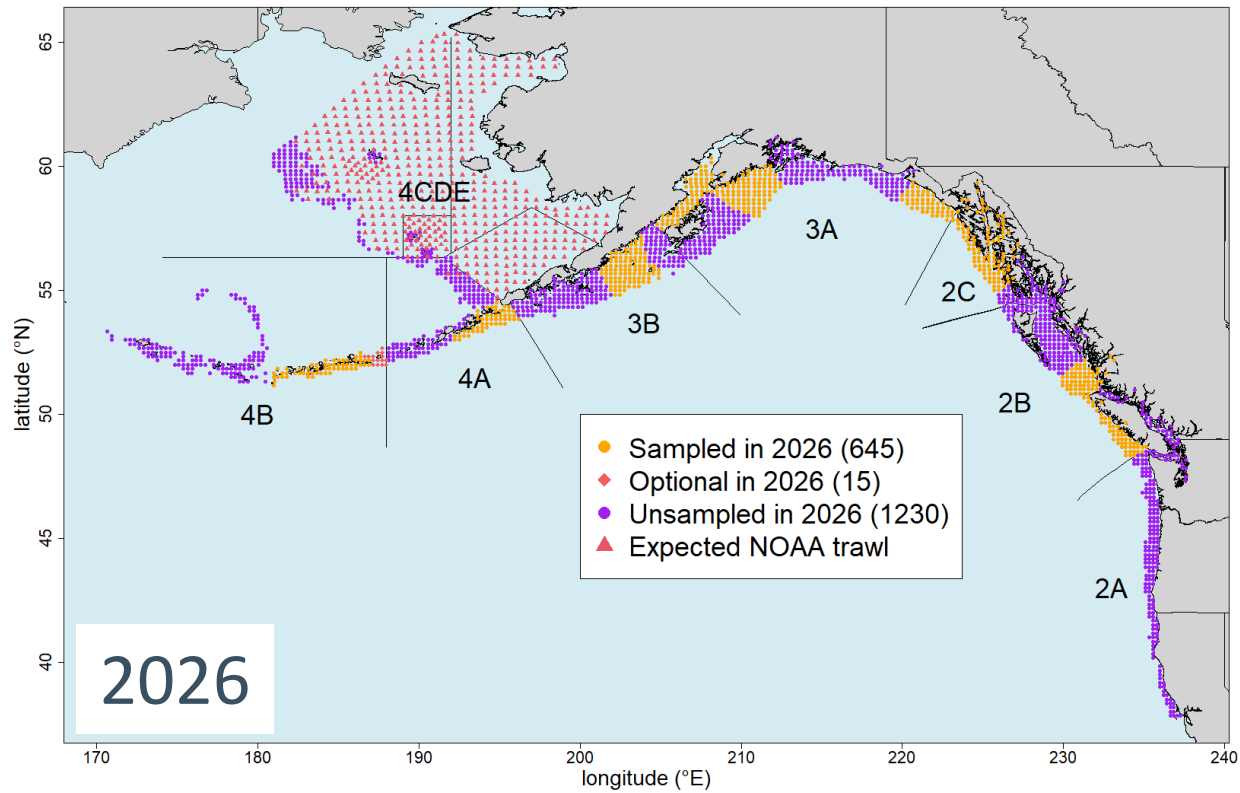


# Potential designs for 2026-28

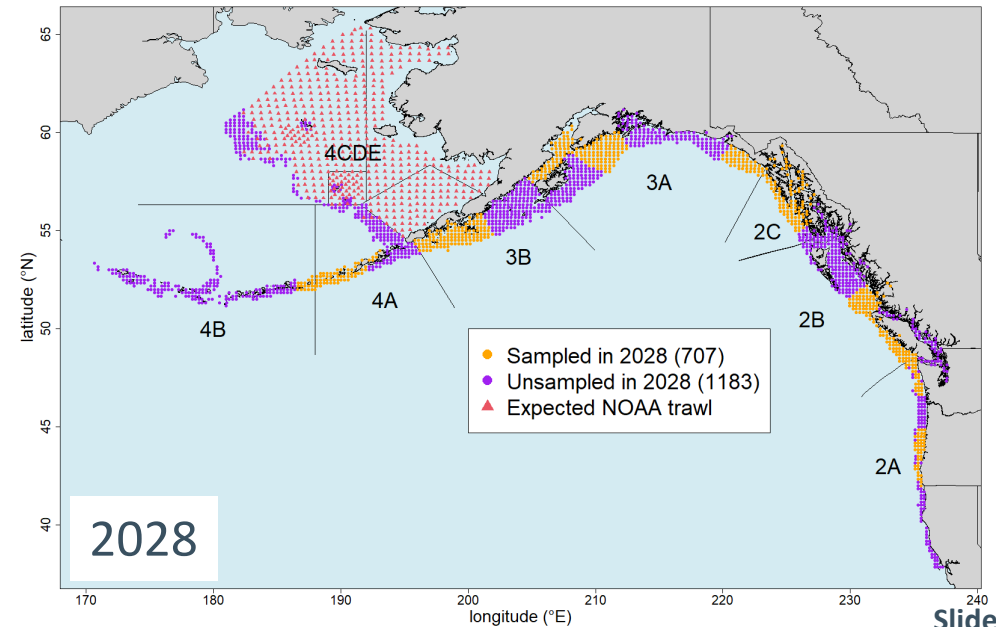
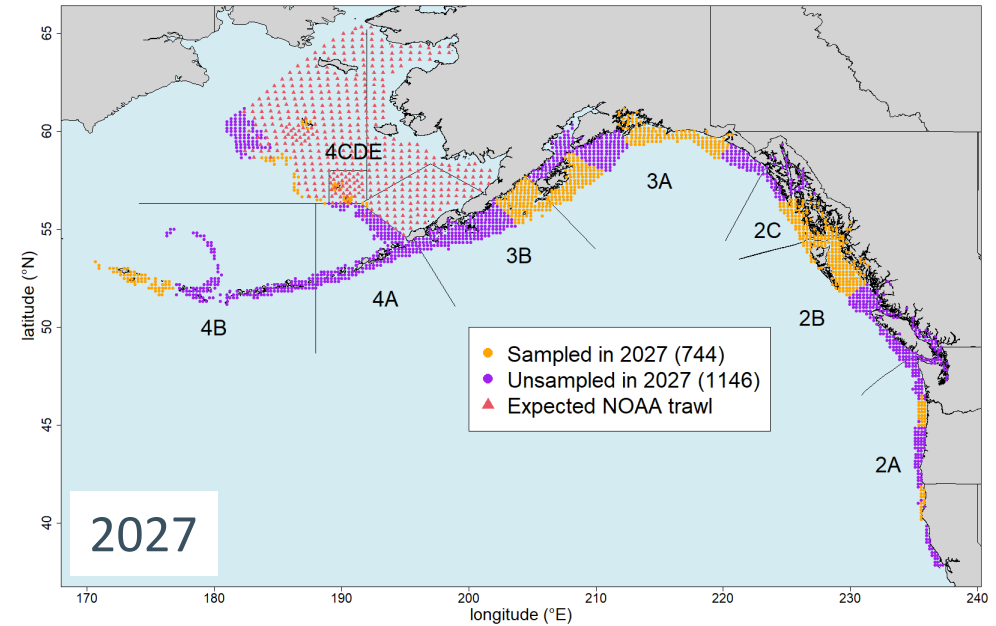
- In 2023-24, a **Base Block design** was evaluated for the Commission's consideration for the subsequent three-year period:
  - Prioritizes some annual sampling in each Biological Region for stock assessment purposes.
  - Ensures all charter regions in the core of the stock (2B, 2C, 3A and 3B) are sampled over a three-year period
  - Coverage in other areas is prioritized to minimize bias potential and maintain relatively precise estimates
- The sampled blocks (charter regions) would be rotated over time.
- The **Base Block design** is considered the **optimal long-term FISS design** in terms of balancing scientific needs and cost-effectiveness and is referred to as **Option 1**.







# Potential Base Block designs 2026-28

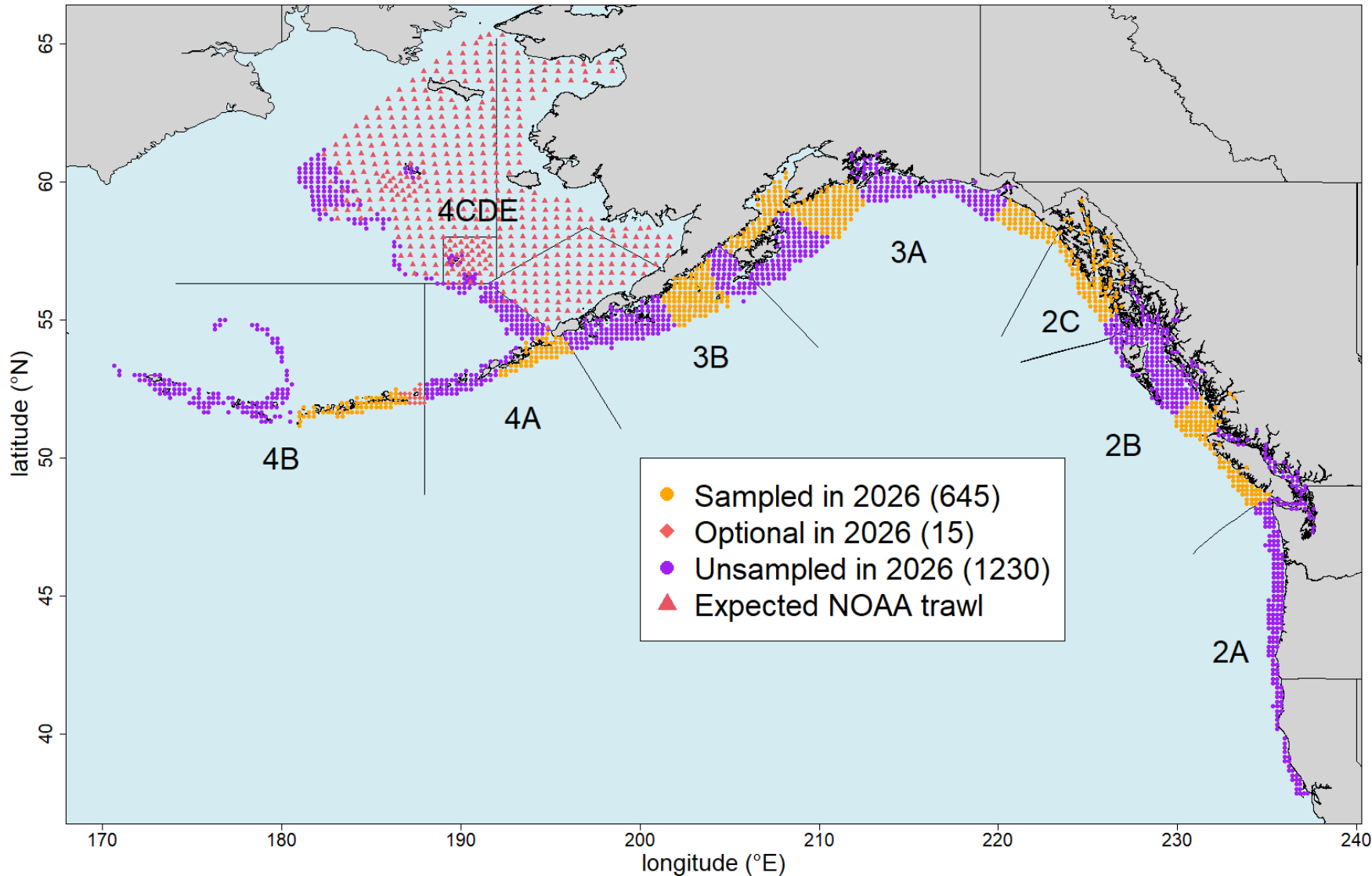


# Cost evaluation

- Projected costs for 2026 design options were estimated assuming:
  - Designs are optimized for numbers of skates, with 4, 6 or 8 skate-sets used, depending on projected catch rates and bait costs
  - Pacific halibut price will decline by 10% from 2025 values
  - Pacific halibut landings will decline by 5% from 2025 values
  - The price of chum salmon bait increases to US\$2.50 per pound from \$1.65 per pound in 2025
- Revenue projections include a US\$513,000 voluntary contribution from the USA to support the 2026 FISS



# Option 1: Base Block design



Projected net revenue  
(\$US):  
**(\$1,155,000)**

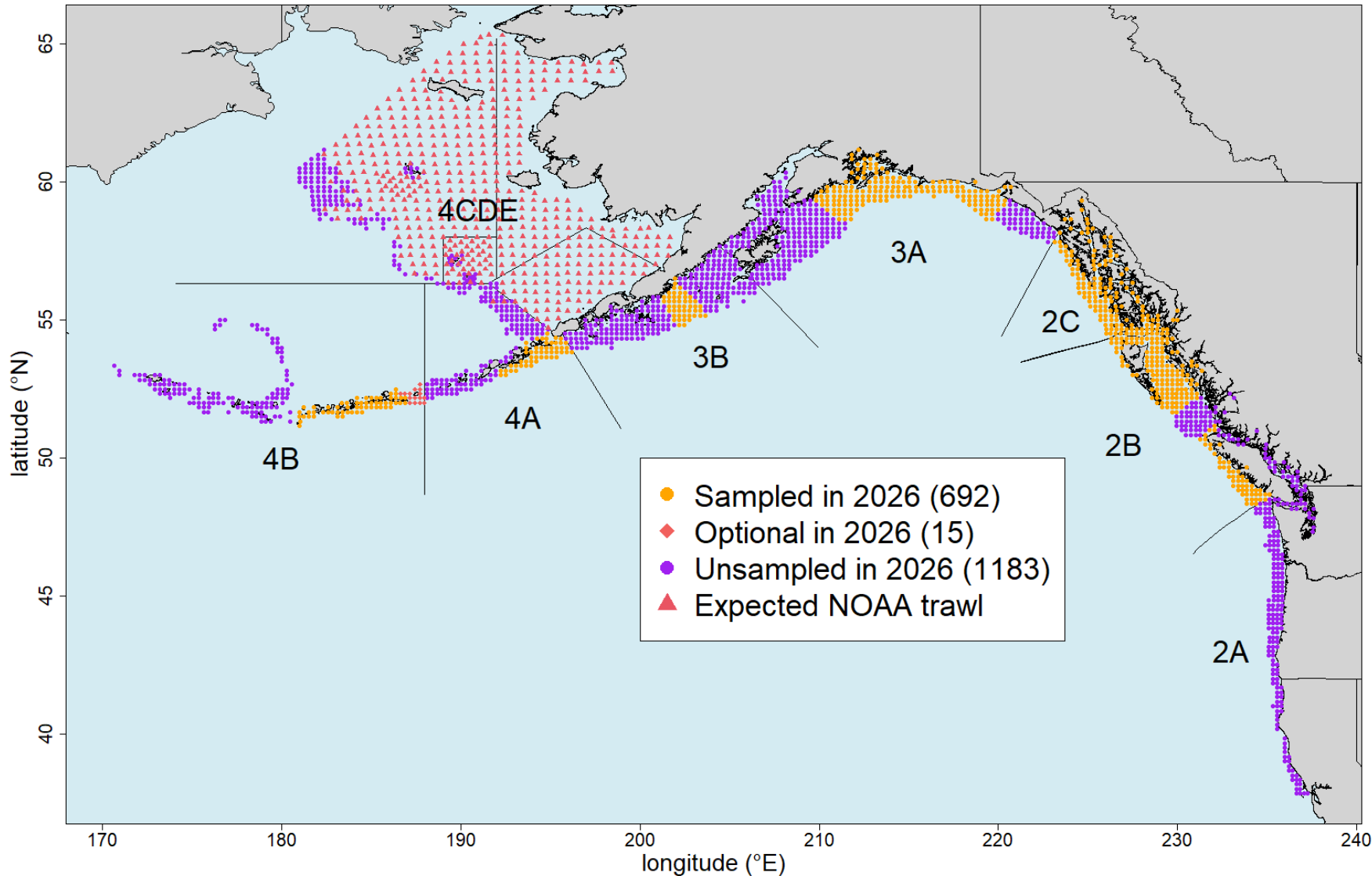
**Income: \$2,345,000**  
**Expenses: (\$3,500,000)**

# Supplemented Reduced Loss Design

- The Base Block design (Option 1) is projected to result in a **substantial operating loss** for the FISS and would require additional supplementary funding
- We developed an alternative design with a more feasible projected net operating loss of close to US\$0.5 million, with the revenue again supplemented by the voluntary USA contribution of US\$513,000.
- The **Supplemented Reduced Loss design (Option 2)** differs from Option 1 as follows:
  - Replaces one revenue-negative charter region in IPHC Regulatory Area 2B with two regions projected to be revenue-positive
  - Adds one revenue-positive region to IPHC Regulatory Area 2C
  - Replaces three high-cost regions in IPHC Regulatory Area 3A with two regions that ensure projected overall losses are maintained close to US\$0.5 million
  - Has one fewer charter region in IPHC Regulatory Area 3B



# Option 2: Supplemented Reduced Loss design



Projected net revenue  
(\$US):  
**(\$502,000)**

**Income: \$3,134,000**  
**Expenses: (\$3,636,000)**

# Options 1 and 2: income and expense comparison

Design		Option 1 (Base Block)	Option 2 (Supplemented Reduced Loss)
Income	Pacific halibut sales	1,747,000	2,519,000
	Byproduct sales	85,000	102,000
	Voluntary contribution - USA	513,000	513,000
	<b>Total</b>	<b>2,345,000</b>	<b>3,134,000</b>
Expenses	Base HQ (staff salary and wages, and benefits x 4)	(534,000)	(534,000)
	Vessel contracts	(1,366,000)	(1,382,000)
	Field staff (salary and wages, and benefits)	(492,000)	(492,000)
	Bait	(414,000)	(457,000)
	Non-IPHC fish sales	(224,000)	(301,000)
	Other expenses*	(471,000)	(471,000)
	<b>Total</b>	<b>(3,500,000)</b>	<b>(3,636,000)</b>
	<b>Net revenue</b>	<b>(\$1,155,000)</b>	<b>(\$502,000)</b>





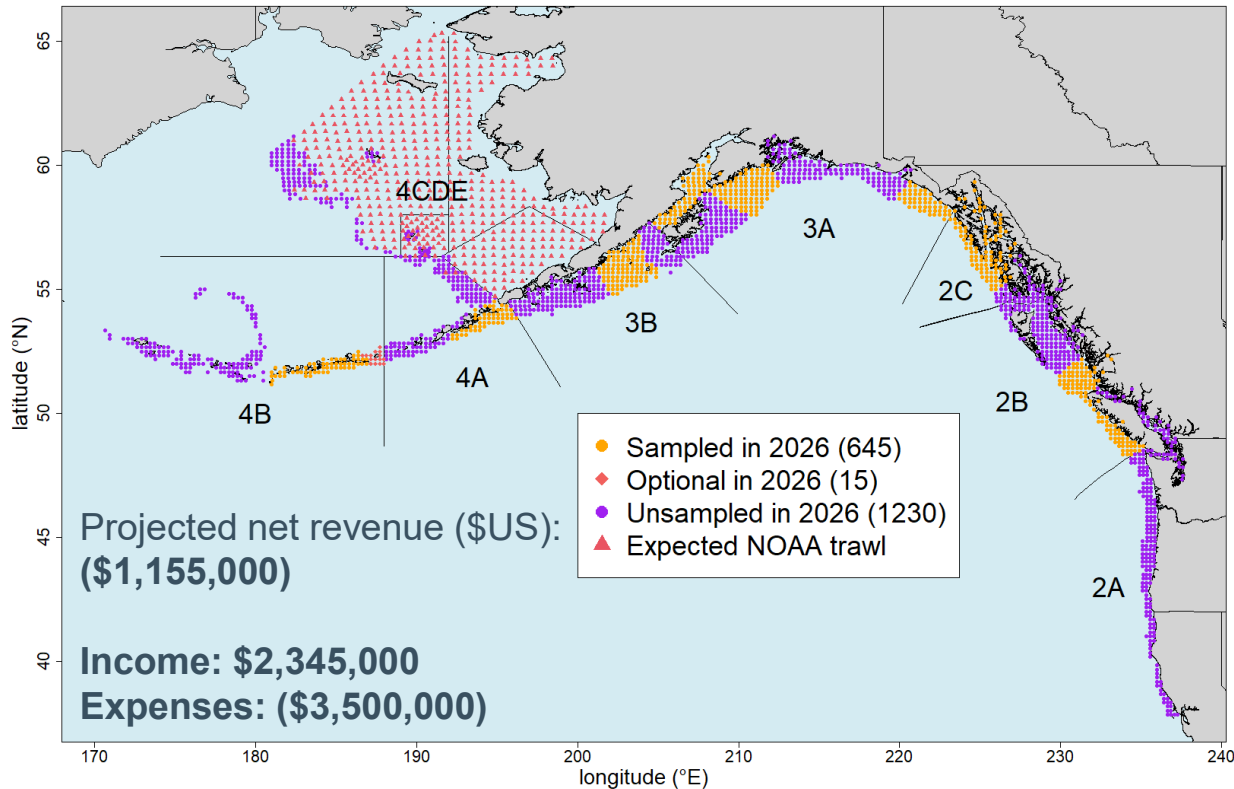
# Supplemented Reduced Loss Design

- Similar number of FISS stations to the Base Block design
- Prioritizes some regions that have been fished recently over others that were included in the Base Block design because they lacked recent sampling.
  - Helps ensure cost-effectiveness
  - Reduces coverage in Region 3 over 2025-26, increasing the chance of bias in estimates for that region
- Nevertheless, Option 2 represents a substantial improvement in coverage over the implemented 2025 design, and complements the 2025 design by including seven charter regions not sampled this year:
  - Two each in 2B and 2C; one each in 3A and 3B; one in 4A.
- Compared with 2024 and 2025, this design will result in more representative biological data, more precise indices of abundance and stock distribution, and an assessment model that is less reliant on commercial data.

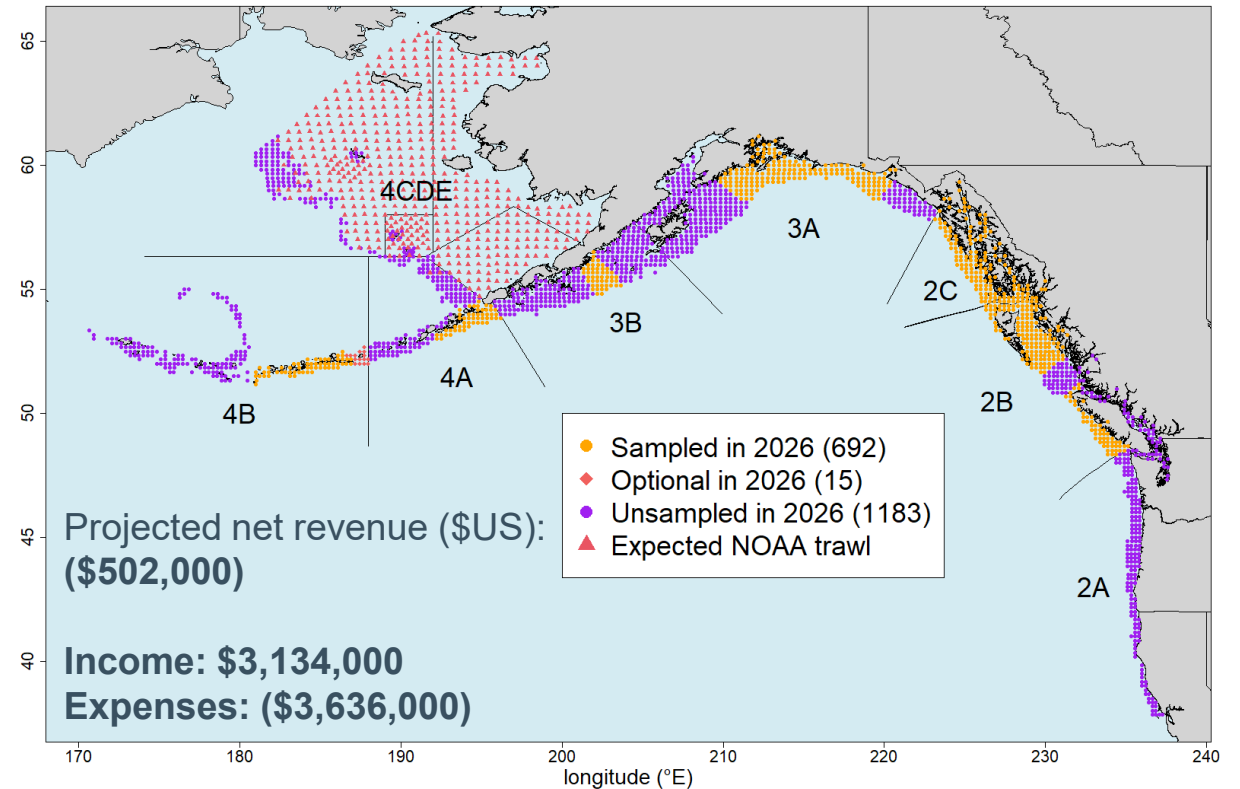


# Comparison of Options 1 and 2

## Option 1: Base Block design

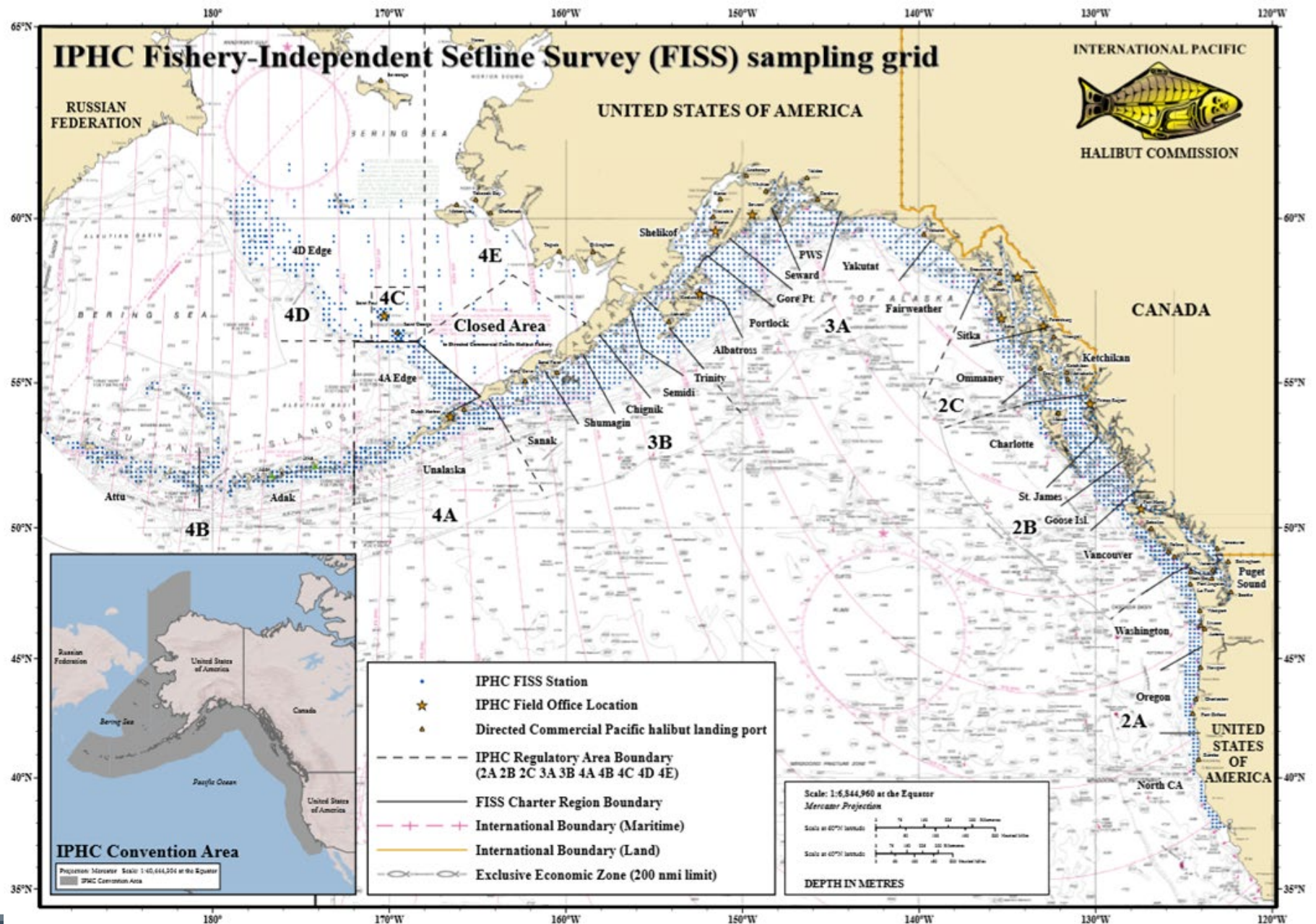


## Option 2: Supplemented Reduced Loss design



# Intermediate modular changes

Option	Design	Sampled IPHC	Projected expenses (\$US)	Projected income (\$US)	Projected net revenue (\$US)	Benefit/rationale
		Regulatory Areas (with number of FISS charter regions)				
1	Base Block	2B(2), 2C(2), 3A(4), 3B(2), 4A(1), 4B(1)	(\$3,500,000)	\$2,345,000	(\$1,155,000)	Optimal long-term design
2	Supplemented Reduced Loss	2B(3), 2C(3), 3A(3), 3B(1), 4A(1), 4B(1)	(\$3,636,000)	\$3,134,000	(\$502,000)	Financially viable design using IPHC FISS reserve funds.
Design change		Change in sampling	Projected change in expenses (\$US)	Projected change in income (\$US)	Projected change in net revenue (\$US)	
3	Add Semidi	3B(+1)	(\$219,000)	\$70,000	(\$150,000)	Improves 3B coverage. Last sampled 2023.
4	Replace Prince William Sound with Gore Pt	3A(+0)	\$45,000	(\$109,000)	(\$64,000)	Gore Point last sampled 2023, PWS in 2025.
5	Replace Yakutat with Fairweather	3A(+0)	\$25,000	(\$127,000)	(\$102,000)	Fairweather last sampled 2023, Yakutat in 2025.
6	Add Goose Island	2B(+1)	(\$244,000)	\$138,000	(\$106,000)	Improves 2B coverage. Last sampled 2023.
7	Add Shelikof	3A(+1)	(\$250,000)	\$150,000	(\$101,000)	Improves 3A coverage. Last sampled 2024.
8	Remove St James	2B(-1)	\$246,000	(\$311,000)	(\$66,000)	Removes lower-priority revenue- positive region. Last sampled 2024.
9	Remove Ketchikan	2C(-1)	\$218,000	(\$220,000)	(\$2,000)	Removes lower-priority revenue- positive region. Last sampled 2024.
10	Remove Charlotte	2B(-1)	\$314,000	(\$379,000)	(\$65,000)	Removes lower-priority revenue positive region. Last sampled 2025.





# Modular add-ons to Options 1 and 2

Option	Design change	Change in sampling	Projected change in expenses (\$US)	Projected change in income (\$US)	Projected change in net revenue (\$US)	Benefit/rationale	Next proposed sampling in Base Block design
11	Add 4CDE South (includes St George, St Paul and St Matthew)	4CDE(+1)	(\$240,000)	\$34,000	(\$205,000)	Add FISS coverage to highest density part of 4CDE. Last sampled in 2024.	2027
12	Add 4CDE Central	4CDE(+1)	(\$184,000)	\$28,000	(\$155,000)	Add FISS coverage to 4CDE. Last sampled in 2022.	2029
13	Add 4CDE North	4CDE(+1)	(\$178,000)	\$8,000	(\$171,000)	Add FISS coverage to 4CDE. Last sampled in 2021.	2029
14	Add Attu	4B(+1)	(\$242,000)	\$28,000	(\$214,000)	Improves 4B coverage. Last sampled in 2019.	2027
15a	Add highest-density stations in 2A	2A(+1)	(\$308,000)	\$40,000	(\$268,000)	For comparison with 2025 (localized hypoxia). Partially sampled in 2025.	2028
15b	Repeat 2025 2A design	2A(+1)	(\$281,000)	\$34,000	(\$247,000)	Smaller, more cost-effective comparison with 2025 than Option 15a.	N/A
16	Add medium-density stations in 2A	2A(+1)	(\$313,000)	\$18,000	(\$295,000)	Last sampled in 2017-18.	2027

# Recommendations


That the Commission:

1. **NOTE** paper IPHC-2025-IM101-13 Rev\_1, that provides FISS design options for 2026, and potential designs for 2027-28
2. **ENDORSE** a design for implementation in 2026 from the options provided in Appendix A of paper IPHC-2025-IM101-13 Rev\_1.





**INTERNATIONAL PACIFIC**



**HALIBUT COMMISSION**

<https://www.iphc.int/>

