



INTERNATIONAL PACIFIC
HALIBUT COMMISSION

IPHC–2022–RAB023–00
Last Update: 17 November 2022

23rd Session of the IPHC Research Advisory Board (RAB023) – *Compendium of meeting documents*

28 November 2022, Seattle, WA, USA

Commissioners

Canada	United States of America
Paul Ryall	Jon Kurland
Neil Davis	Robert Alverson
Peter DeGreef	Richard Yamada

Executive Director

David T. Wilson, Ph.D.

DISTRIBUTION: IPHC WEBSITE
LAST UPDATE: 17 NOVEMBER 2022

BIBLIOGRAPHIC ENTRY

IPHC 2022. 23rd Session of the IPHC Research Advisory Board (RAB023) - Compendium of meeting documents. Int. Pac. Halibut Comm.



INTERNATIONAL PACIFIC
HALIBUT COMMISSION

IPHC–2022–RAB023–00



INTERNATIONAL PACIFIC
HALIBUT COMMISSION

The designations employed and the presentation of material in this publication and its lists do not imply the expression of any opinion whatsoever on the part of the International Pacific Halibut Commission (IPHC) concerning the legal or development status of any country, territory, city or area or of its authorities, or concerning the delimitation of its frontiers or boundaries.

This work is protected by copyright. Fair use of this material for scholarship, research, news reporting, criticism or commentary is permitted. Selected passages, tables or diagrams may be reproduced for such purposes provided acknowledgment of the source is included. Major extracts or the entire document may not be reproduced by any process without the written permission of the Executive Director, IPHC.

The IPHC has exercised due care and skill in the preparation and compilation of the information and data set out in this publication. Notwithstanding, the IPHC, its employees and advisers, assert all rights and immunities, and disclaim all liability, including liability for negligence, for any loss, damage, injury, expense or cost incurred by any person as a result of accessing, using or relying upon any of the information or data set out in this publication, to the maximum extent permitted by law including the International Organizations Immunities Act.

Contact details:

International Pacific Halibut Commission
2320 W. Commodore Way, Suite 300
Seattle, WA, 98199-1287, U.S.A.
Phone: +1 206 634 1838
Fax: +1 206 632 2983
Email: secretariat@iphc.int
Website: <http://iphc.int/>



**DRAFT: AGENDA FOR THE 23rd SESSION OF THE IPHC
RESEARCH ADVISORY BOARD (RAB023)**

Date: 28 November 2022

Location: Seattle, Washington, USA

Venue: IPHC HQ office

Time: 09:00-17:00

Chairperson: Dr David T. Wilson (Executive Director)

Vice-Chairperson: Dr Josep V. Planas (Biological & Ecosystem Sciences Branch Manager)

1. **OPENING OF THE SESSION** (Chairperson)
2. **ADOPTION OF THE AGENDA AND ARRANGEMENTS FOR THE SESSION** (Chairperson)
3. **IPHC PROCESS** (Chairperson)
 - 3.1 Update on the actions arising from the 22nd Session of the RAB (RAB022)
 - 3.2 Outcomes of the 98th Session of the IPHC Annual Meeting (AM098)
4. **SEASON OVERVIEW – 2022: RAB MEMBERS**
5. **IPHC RESEARCH AND MONITORING**
 - 5.1 International Pacific Halibut Commission 5-year program of Integrated Research and Monitoring (2022-26) (D. Wilson, J. Planas, I. Stewart, A. Hicks, R. Webster, B. Hutniczak, J. Jannot)
 - 5.2 IPHC Fishery-Independent Setline Survey (FISS)
 - 5.2.1 2022 FISS season: Design and implementation (K. Ualesi)
 - 5.2.2 2023-24 FISS design evaluation (R. Webster)
 - 5.3 Description of IPHC Biological and Ecosystem Sciences Research (Core research streams)
 - 5.3.1 Mapping of Pacific halibut juvenile habitat (L. Sadorus)
 - 5.3.2 Reproductive assessment of the female Pacific halibut population (J. Planas)
 - 5.3.3 Refining the genetic population structure of Pacific halibut throughout Convention Waters (A. Jasonowicz).
 - 5.3.4 Discard mortality rates and post-release survival in the guided recreational Pacific halibut fishery (C. Dykstra)
 - 5.3.5 Whale depredation mitigation strategies involving longline catch protection devices (C. Dykstra).
6. **GUIDANCE ON, AND DISCUSSION OF, OTHER POTENTIAL APPLIED RESEARCH PROJECTS** (Chairperson & Vice-Chairperson)
7. **OTHER BUSINESS**
8. **REVIEW OF THE DRAFT AND ADOPTION OF THE REPORT OF THE 23rd SESSION OF THE IPHC RESEARCH ADVISORY BOARD (RAB023)** (Chairperson)

**SCHEDULE FOR THE 23rd SESSION OF THE IPHC
RESEARCH ADVISORY BOARD (RAB023)**

Tuesday, 28 November 2022		
Time	Agenda item	Lead
09:00-09:05	1. Opening of the Session	D. Wilson
09:05-09:15	2. Adoption of the agenda and arrangements for the Session	D. Wilson
09:15-09:30	3. IPHC Process	D. Wilson
09:30-10:30	4. Season overview: RAB members	RAB Members
10:30-10:45	Break	
10:45-11:15	5. IPHC RESEARCH AND MONITORING 5.1 International Pacific Halibut Commission 5-year program of Integrated Research and Monitoring (2022-26) (D. Wilson, J. Planas, I. Stewart, A. Hicks, R. Webster, B. Hutniczak, J. Jannot) 5.2 IPHC Fishery-Independent Setline Survey (FISS) 5.2.1 2022 FISS season: Design and implementation (K. Ualesi) 5.2.2 2023-24 FISS design evaluation (R. Webster)	D. Wilson K. Ualesi R. Webster
11:15-12:30	5.3 Description of IPHC Biological and Ecosystem Sciences Research (Core research streams) 5.3.1 Mapping of Pacific halibut juvenile habitat (L. Sadorus) 5.3.2 Reproductive assessment of the female Pacific halibut population (J. Planas) 5.3.3 Refining the genetic population structure of Pacific halibut throughout Convention Waters (A. Jasonowicz). 5.3.4 Discard mortality rates and post-release survival in the guided recreational Pacific halibut fishery (C. Dykstra) 5.3.5 Whale depredation mitigation strategies involving longline catch protection devices (C. Dykstra).	J. Planas & Project leaders
12:30-13:15	Lunch	
13:15-15:15	6. Guidance on, and discussion of, other potential applied research projects	RAB Members
15:15-15:30	Break	

15:30-16:15	Guidance on, and discussion of, potential applied research projects (cont.)	RAB Members
16:15-16:20	7. Other business	D. Wilson
16:20-17:15	8. Review of the draft and adoption of the report of the 23 rd Session of the IPHC Research Advisory Board (RAB023)	D. Wilson



**LIST OF DOCUMENTS FOR THE 23rd SESSION OF THE IPHC
RESEARCH ADVISORY BOARD (RAB023)**

LAST UPDATED: 26 OCTOBER 2022

Document	Title	Availability
IPHC-2022-RAB023-01	Agenda & Schedule for the 23 rd Session of the IPHC Research Advisory Board (RAB023)	✓ 18 Aug 2022 ✓ 13 Sept 2022
IPHC-2022-RAB023-02	List of Documents for the 23 rd Session of the IPHC Research Advisory Board (RAB023)	✓ 13 Sept 2022 ✓ 26 Oct 2022
IPHC-2022-RAB023-03	Update on the actions arising from the 22 nd Session of the RAB (RAB022) (D. Wilson & J. Planas)	✓ 30 Sept 2022
IPHC-2022-RAB023-04	Outcomes of the 98 th Session of the IPHC Annual Meeting (AM098) (D. Wilson)	✓ 30 Sept 2022
IPHC-2022-RAB023-05	International Pacific Halibut Commission 5-Year program of integrated research and monitoring (2022-26) (D. Wilson, J. Planas, I. Stewart, A. Hicks, R. Webster, B. Hutniczak, & J. Jannot)	✓ 30 Sept 2022
IPHC-2022-RAB023-06	IPHC Fishery-independent setline survey (FISS) design and implementation in 2022 (K. Ualesi, C. Jones, R. Rillera & T. Jack)	✓ 26 Oct 2022
IPHC-2022-RAB023-07	2023-25 FISS Design evaluation (R. Webster)	✓ 25 Oct 2022
IPHC-2022-RAB023-08	Report on current and future biological and ecosystem science research activities (J. Planas)	✓ 19 Oct 2022
IPHC-2022-RAB023-09	Reproductive assessment of the Pacific halibut population (J. Planas)	✓ 19 Oct 2022
IPHC-2022-RAB023-10	Evaluating discard mortality rates and developing best management practices in the Pacific halibut charter recreational fisheries (C. Dykstra)	✓ 19 Oct 2022
IPHC-2022-RAB023-11	Gear-based approaches to catch protection as a means for minimizing whale depredation in longline fisheries (C. Dykstra)	✓ 19 Oct 2022
IPHC-2022-RAB023-12	Genetic population structure (A. Jasonowicz)	✓ 19 Oct 2022



Update on actions arising from the 22nd Session of the IPHC Research Advisory Board (RAB022)

PREPARED BY: IPHC SECRETARIAT (D. WILSON & J. PLANAS; 30 SEPTEMBER 2022)

PURPOSE

To provide the RAB with an opportunity to consider the progress made during the inter-sessional period, in relation to the recommendations and requests of the 22nd Session of the IPHC Research Advisory Board (RAB022).

BACKGROUND

At the RAB022 meeting, a series of actions were agreed upon for implementation by the IPHC Secretariat. These action items and progress made on their implementation are detailed in [Appendix A](#).

DISCUSSION

Noting that best practice governance requires the prompt delivery of core tasks assigned by the Commission, at each subsequent session of the Commission and its subsidiary bodies, attempts will be made to ensure that any recommendations and requests for action are carefully constructed so that each contains the following elements:

- 1) a specific action to be undertaken (deliverable);
- 2) clear responsibility for the action to be undertaken (i.e. a specific Contracting Party, the IPHC Secretariat, a subsidiary body of the Commission or the Commission itself);
- 3) a desired time frame for delivery of the action (i.e. by the next session of an subsidiary body, or other date).

This involves numbering and tracking all action items (see [Appendix A](#)) from the RAB, as well as including clear progress updates and document reference numbers.

RECOMMENDATIONS

That the RAB:

- 1) **NOTE** paper IPHC-2022-RAB023-03, which provided the RAB with an opportunity to consider the progress made during the inter-sessional period, in relation to the recommendations and requests of the 22nd Session of the IPHC Research Advisory Board (RAB022).
- 2) **AGREE** to consider and revise as necessary the actions, and for these to be combined with any new actions arising from RAB023.

APPENDICES

Appendix A: [Update on actions arising from the 22nd IPHC Research Advisory Board \(RAB022\)](#)

APPENDIX A

Update on actions arising from the 22nd Session of the Research Advisory Board
(RAB022)

Action No.	Description	Update
RECOMMENDATIONS - Nil		
REQUESTS		
RAB022-Req.01 (para. 16)	IPHC Fishery-Independent Setline Survey (FISS) The RAB NOTED with appreciation the enhanced communication and consultation undertaken immediately prior to and during the 2021 FISS by the IPHC Secretariat, and REQUESTED that this heightened level of communication continue moving forward.	Completed & Ongoing: The Secretariat implemented heightened communication standards and practices in 2022 and again in 2023 FISS seasons. Under the Setline Survey Coordinator's direct management, we have seen substantially improved communication and engagement with industry.
RAB022-Req.02 (para. 31)	Accounting for the effects of whale depredation The RAB REQUESTED further review of the FISS whale depredation effectiveness criteria, which in some instances may be either too liberal or too conservative, and for orca depredation to include a quantitative visual assessment.	Completed & Ongoing: Sperm whales continue to be observed diving on gear at some distance from the vessel during hauling which supports the conservative criteria of excluding data from sets where these whales are observed. Orca depredation relies on two criteria that can be used to determine a station ineffective (both of which were engaged during the 2022 FISS): 1) 2 or more damaged fish or lips returned, and 2) observations by the crew or IPHC Secretariat staff of depredation behaviour (close proximity to the vessel during hauling and/or following the vessel to multiple stations).



OUTCOMES OF THE 98TH SESSION OF THE IPHC ANNUAL MEETING (AM098)

PREPARED BY: IPHC SECRETARIAT (D. WILSON, 30 SEPTEMBER 2022)

PURPOSE

To provide the RAB with the outcomes of the 98th Session of the IPHC Annual Meeting (AM098), relevant to the mandate of the RAB.

BACKGROUND

The agenda of the Commission's Annual Meeting (AM098) included several agenda items relevant to the RAB:

5. STOCK STATUS OF PACIFIC HALIBUT (2021) & HARVEST DECISION TABLE (2022)

- 5.1 *IPHC Fishery-Independent Setline Survey (FISS) design and implementation in 2021 (K. Ualesi, D. Wilson, C. Jones & R. Rillera)*
- 5.2 *Space-time modelling of survey data (R. Webster)*
- 5.3 *2022-24 FISS designs (R. Webster)*
- 5.4 *Stock Assessment: Data overview and stock assessment (2021), and harvest decision table (2022) (I. Stewart, A. Hicks, R. Webster, D. Wilson, & B. Hutniczak)*
- 5.5 *Pacific halibut mortality projections using the IPHC mortality projection tool (2022) (I. Stewart)*

6. IPHC SCIENCE AND RESEARCH

- 6.1 *IPHC 5-year Biological and Ecosystem Science Research Plan (2017-21): update (J. Planas)*

8. PACIFIC HALIBUT FISHERY ECONOMICS – PROJECT REPORT

- 8.1 *Pacific Halibut Multiregional Economic Impact Assessment (PHMEIA) (B. Hutniczak)*

DISCUSSION

During the course of the 98th Session of the IPHC Annual Meeting (AM098) the Commission made a number of specific recommendations and requests for action regarding the stock assessment, MSE process, and 5-year research program. Relevant sections from the report of the meeting are provided in [Appendix A](#) for the RAB's consideration.

RECOMMENDATION

That the RAB:

- 1) **NOTE** paper IPHC-2022-RAB023-04 which details the outcomes of the 98th Session of the IPHC Annual Meeting (AM098), relevant to the mandate of the RAB.

APPENDICES

[Appendix A](#): Excerpts from the 98th Session of the IPHC Annual Meeting (AM098) Report ([IPHC-2022-AM098-R](#)).

APPENDIX A
Excerpt from the 98th Session of the IPHC Annual Meeting (AM098) Report
[\(IPHC-2022-AM098-R\)](#)

RECOMMENDATIONS

Length-Weight

AM098–Rec.03 ([para. 121](#)) The Commission **RECOMMENDED** the adoption of the updated length-weight relationship as detailed in paper [IPHC-2022-AM098-INF07](#), and its dissemination to the appropriate domestic management agencies.

REQUESTS

Pacific halibut fishery economics – Project Report

AM098–Req.07 ([para. 73](#)) The Commission **AGREED** that it wished to see the Commission improve its knowledge of key inputs into the Pacific halibut stock assessment and Management Strategy Evaluation (MSE) processes, thereby providing the best possible advice for management decision making processes. Accordingly the Commission **REQUESTED** that no additional economic analyses be undertaken and that the Commission instead dedicate its efforts and funds to core areas of responsibility.

IPHC Rules of Procedure (2022)

AM098–Req.08 ([para. 105](#)) The Commission **ADOPTED** the IPHC Rules of Procedure (2022), as provided in [IPHC-2022-FAC098-09](#), and **REQUESTED** that the IPHC Secretariat finalise and publish them accordingly with the following amendments:

1) amend para. 1.a of the RAB ToR's to read as follows:

“1.1.a Suggest research topics to be considered for incorporation in the IPHC integrated research and monitoring activities, as well as to comment upon operational and implementation considerations of those research and monitoring activities.”



INTERNATIONAL PACIFIC HALIBUT COMMISSION 5-YEAR PROGRAM OF INTEGRATED RESEARCH AND MONITORING (2022-26)

PREPARED BY: IPHC SECRETARIAT (D. WILSON, J. PLANAS, I. STEWART, A. HICKS, B. HUTNICZAK,
R. WEBSTER, J. JANNOT; 30 SEPTEMBER 2022)

PURPOSE

To provide the RAB with the IPHC 5-year Program of Integrated Research and Monitoring (2022-26).

BACKGROUND

Recalling that:

- a) the IPHC Secretariat conducts activities to address key issues identified by the Commission, its subsidiary bodies, the broader stakeholder community, and the IPHC Secretariat;
- b) the process of identifying, developing, and implementing the IPHC's science-based activities involves several steps that are circular and iterative in nature, but result in clear project activities and associated deliverables;
- c) the process includes developing and proposing projects based on direct input from the Commission, the experience of the IPHC Secretariat given its broad understanding of the resource and its associated fisheries, and concurrent consideration by relevant IPHC subsidiary bodies, and where deemed necessary, including by the Commission, additional external peer review;
- d) the IPHC Secretariat commenced implementation of the new Plan in 2022 and will keep the Plan under review on an ongoing basis.

Also recalling that an overarching goal of the IPHC 5-year Program of Integrated Research and Monitoring (2022-26) is to promote integration and synergies among the various research and monitoring activities of the IPHC Secretariat in order to improve knowledge of key inputs into the Pacific halibut stock assessment, and Management Strategy Evaluation (MSE) processes, thereby providing the best possible advice for management decision making processes.

DISCUSSION

The RAB should note that:

- a) the intention is to ensure that the new integrated plan is kept as a '*living plan*', and is reviewed and updated annually based on the resources available to undertake the work of the Commission (e.g. internal and external fiscal resources, collaborations, internal expertise);
- b) the plan focuses on core responsibilities of the Commission; and any redirection provided by the Commission;
- c) each year the SRB may choose to recommend modifications to the current Plan, and that any modifications subsequently made would be documented both in the Plan itself, and through reporting back to the SRB and then the Commission.
- d) The RAB is welcome to provide feedback and input in the Plan's further refinement.

RECOMMENDATION

That the RAB:

- 1) **NOTE** paper IPHC-2022-RAB023-05 which provides the IPHC 5-year program of Integrated Research and Monitoring (2022-26).

APPENDICES

[Appendix A](#): IPHC 5-Year Program of Integrated Research and Monitoring (2022-26)
(D. Wilson, J. Planas, I. Stewart, A. Hicks, B. Hutniczak, R. Webster, & J. Jannot)



INTERNATIONAL PACIFIC
HALIBUT COMMISSION

IPHC 5-Year program of integrated research and monitoring (2022-26)

INTERNATIONAL PACIFIC HALIBUT COMMISSION
5-YEAR PROGRAM OF INTEGRATED RESEARCH AND
MONITORING
(2022 - 2026)

INTERNATIONAL PACIFIC



HALIBUT COMMISSION

Commissioners

Canada	United States of America
Paul Ryall	Vacant
Neil Davis	Robert Alverson
Peter DeGreef	Richard Yamada

Executive Director

David T. Wilson, Ph.D.

BIBLIOGRAPHIC ENTRY

IPHC 2022. International Pacific Halibut Commission 5-Year program of integrated research and monitoring (2022-26). Seattle, WA, U.S.A. *IPHC-2022-5YPIRM*, 52 pp.



The designations employed and the presentation of material in this publication and its lists do not imply the expression of any opinion whatsoever on the part of the International Pacific Halibut Commission (IPHC) concerning the legal or development status of any country, territory, city or area or of its authorities, or concerning the delimitation of its frontiers or boundaries.

This work is protected by copyright. Fair use of this material for scholarship, research, news reporting, criticism or commentary is permitted. Selected passages, tables or diagrams may be reproduced for such purposes provided acknowledgment of the source is included. Major extracts or the entire document may not be reproduced by any process without the written permission of the Executive Director, IPHC.

The IPHC has exercised due care and skill in the preparation and compilation of the information and data set out in this publication. Notwithstanding, the IPHC, its employees and advisers, assert all rights and immunities, and disclaim all liability, including liability for negligence, for any loss, damage, injury, expense or cost incurred by any person as a result of accessing, using or relying upon any of the information or data set out in this publication, to the maximum extent permitted by law including the International Organizations Immunities Act.

Contact details:

International Pacific Halibut Commission

2320 W. Commodore Way, Suite 300

Seattle, WA, 98199-1287, U.S.A.

Phone: +1 206 634 1838

Fax: +1 206 632 2983

Email: secretariat@iphc.int

Website: <http://www.iphc.int/>



ACRONYMS

AM	Annual Meeting
CB	Conference Board
DMR	Discard Mortality Rate
FAC	Finance and Administration Committee
FISS	Fishery-Independent Setline Survey
FSC	First Nations Food, Social, and Ceremonial [fishery]
IM	Interim Meeting
IPHC	International Pacific Halibut Commission
MSAB	Management Strategy Advisory Board
MSE	Management Strategy Evaluation
OM	Operating Model
PAB	Processor Advisory Board
PDO	Pacific Decadal Oscillation
PHMEIA	Pacific halibut multiregional economic impact assessment [model]
QAQC	Quality assurance/quality control
RAB	Research Advisory Board
SHARC	Subsistence Halibut Registration Certificates
SRB	Scientific Review Board
TCEY	Total Constant Exploitation Yield
U.S.A.	United States of America
WM	Work Meeting

DEFINITIONS

A set of working definitions are provided in the IPHC Glossary of Terms and abbreviations: <https://iphc.int/the-commission/glossary-of-terms-and-abbreviations>



TABLE OF CONTENTS

1. Introduction.....	7
2. Objectives	8
3. Strategy	11
4. Measures of Success.....	12
4.1 Delivery of specified products	12
4.2 Communication	13
4.3 External research funding.....	13
4.4 Peer-reviewed journal publication	13
5. Core focal areas – Background	13
5.1 Research	14
5.1.1 Stock Assessment	14
5.1.2 Management Strategy Evaluation (MSE).....	15
5.1.3 Biology and Ecology	16
5.2 Monitoring.....	17
5.2.1 Fishery-dependent data.....	17
5.2.1.1 Directed commercial fisheries data.....	17
5.2.1.2 Non-directed commercial discard mortality data.....	18
5.2.1.3 Subsistence fisheries data	18
5.2.1.4 Recreational fisheries data	18
5.2.2 Fishery-independent data.....	19
5.2.2.1 Fishery-independent setline survey (FISS).....	19
5.2.2.2 Fishery-independent Trawl Survey (FITS).....	20
5.3 Management-supporting information.....	21
6. Core focal areas – Planned and opportunistic activities (2022-2026)	22
6.1 Research	23
6.1.1 Stock Assessment	23
6.1.1.1 Stock Assessment data collection and processing	23
6.1.1.2 Stock Assessment technical development	24
6.1.1.3 Stock Assessment biological inputs.....	25
6.1.1.4 Stock Assessment fishery yield	26
6.1.2 Management Strategy Evaluation.....	26
6.1.2.1 MSE Biological and population parameterization.....	26



IPHC 5-Year program of integrated research and monitoring (2022-26)

6.1.2.2	MSE technical development	27
6.1.2.3	MSE Program of Work for 2021–2023	28
6.1.2.4	Potential Future MSE projects	29
6.1.3	Biology and Ecology	29
6.1.3.1	Migration and Population Dynamics	29
6.1.3.2	Reproduction.....	30
6.1.3.3	Growth	31
6.1.3.4	Mortality and Survival Assessment	31
6.1.3.5	Fishing Technology	31
6.2	Monitoring.....	31
6.2.1	Fishery-dependent data.....	31
6.2.1.1	Directed commercial fisheries data.....	32
6.2.1.2	Annually review the spatial distribution of sampling effort among ports, data collection methods, sampling rates, and quality assurance/quality control (QAQC) processes, including in-season review of port sampling activities	32
6.2.1.3	Subsistence fisheries data	32
6.2.1.4	Recreational fisheries data	32
6.2.2	Fishery-independent data.....	32
6.2.2.1	Fishery-independent setline survey (FISS).....	32
6.2.2.2	Fishery-independent Trawl Survey (FITS).....	33
6.3	Potential of integrating human dynamics into management decision-making	33
7.	Amendment	34
8.	References.....	34



EXECUTIVE SUMMARY

An overarching goal of the *IPHC 5-Year Program of Integrated Research and Monitoring (2022-26)* is to promote integration and synergies among the various research and support activities of the IPHC Secretariat in order to improve our knowledge of key inputs into the Pacific halibut stock assessment and Management Strategy Evaluation (MSE) processes, and to provide the best possible advice for management decision-making processes.

Along with the implementation of the short- and medium-term activities contemplated in this *IPHC 5-Year Program of Integrated Research and Monitoring (2022-26)*, and in pursuit of the overarching objective, the IPHC Secretariat will also aim to:

- 1) undertake cutting-edge research programs in fisheries research in support of Pacific halibut fisheries management;
- 2) undertake groundbreaking methodological research;
- 3) undertake applied research;
- 4) establish new collaborative agreements and interactions with research agencies and academic institutions;
- 5) promote the international involvement of the IPHC by continued and new participation in international scientific organizations and by leading international science and research collaborations;
- 6) effectively communicate IPHC research outcomes;
- 7) incorporate talented students and early researchers in research activities contemplated.

The research and monitoring activities conducted by the IPHC Secretariat are directed towards fulfilling the following four (4) objectives within areas of data collection, biological and ecological research, stock assessment, and Management Strategy Evaluation (MSE). In addition, the IPHC responds to Commission requests for additional inputs to management and policy development which are classified under management support.

The Secretariat's success in implementing the *IPHC 5-Year Program of Integrated Research and Monitoring (2022-26)* will be measured according to the following four criteria relevant to the stock assessment, the MSE and for all inputs to IPHC management:

- 1) Timeliness – was the research conducted, analyzed, published, and provided to the Commission at the appropriate points to be included in annual management decisions?
- 2) Accessibility – was the research published and presented in such a way that it was available to other scientists, stakeholders, and decision-makers?
- 3) Relevance – did the research improve the perceived accuracy of the stock assessment, MSE, or decisions made by the Commission?
- 4) Impact – did the research allow for more precision or a better estimate of the uncertainty associated with information for use in management?
- 5) Reliability – has research resulted in more consistent information provided to the Commission for decision-making.



1. Introduction

The International Pacific Halibut Commission (IPHC) is a public international organization so designated via Presidential Executive Order 11059 and established by a Convention between Canada and the United States of America. The IPHC Convention was signed on 2 March 1923, ratified on 21 July 1924, and came into effect on 21 October 1924 upon exchange. The Convention has been revised several times since, to extend the Commission's authority and meet new conditions in the fishery. The most recent change occurred in 1979 and involved an amendment to the 1953 Halibut Convention. The 1979 amendment, termed a "protocol", was precipitated in 1976 by Canada and the United States of America extending their jurisdiction over fisheries resources to 200 miles. The [1979 Protocol](#) along with the U.S. legislation that gave effect to the Protocol ([Northern Pacific Halibut Act of 1982](#)) has affected the way the fisheries are conducted, and redefined the role of IPHC in the management of the fishery. Canada does not require specific enabling legislation to implement the protocol.

The basic texts of the Commission are available on the IPHC website: <https://www.iphc.int/the-commission>, and prescribe the mission of the organization as:

“..... to develop the stocks of [Pacific] halibut in the Convention waters to those levels which will permit the optimum yield from the fishery and to maintain the stocks at those levels.” IPHC Convention, Article I, sub-article I, para. 2). The IPHC Convention Area is detailed in [Fig. 1](#).

The IPHC Secretariat, formed in support the Commission's activities, is based in Seattle, WA, U.S.A. As its shared vision, *the IPHC Secretariat aims to deliver positive economic, environmental, and social outcomes for the Pacific halibut resource for Canada and the U.S.A. through the application of rigorous science, innovation, and the implementation of international best practice.*

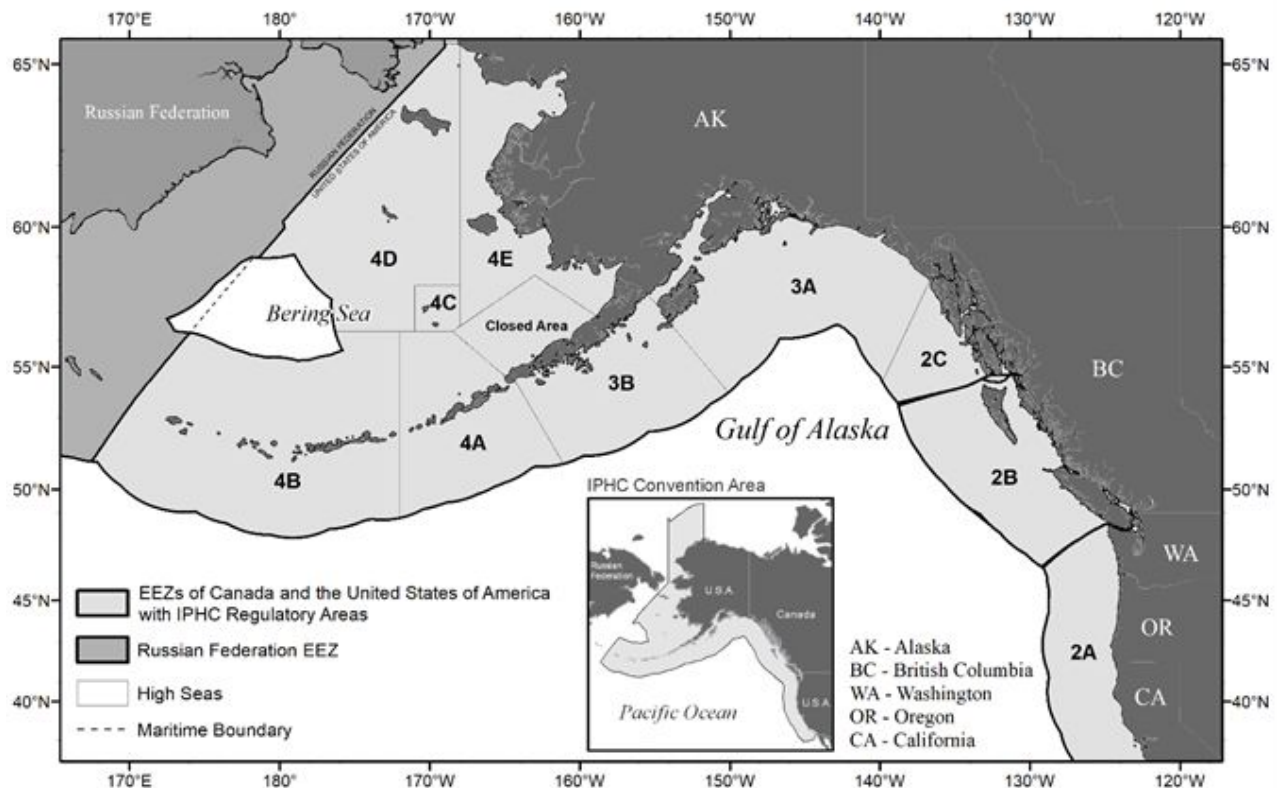


Figure 1. Map of the IPHC Convention Area (map insert) and IPHC Regulatory Areas.



2. Objectives

The IPHC has a long-standing history (since 1923) of collecting data, undertaking research, and stock assessment, devoted to describing and understanding the Pacific halibut (*Hippoglossus stenolepis*) stock and the fisheries that interact with it.

The IPHC Secretariat conducts activities to address key issues identified by the Commission, its subsidiary bodies, the broader stakeholder community, and of course, the IPHC Secretariat itself. The process of identifying, developing, and implementing our science-based activities involves several steps that are circular in nature, but result in clear research activities and associated deliverables. The process includes developing and proposing projects based on direct input from the Commission, the experience of the IPHC Secretariat given our broad understanding of the resource and its associated fisheries, and concurrent consideration by relevant IPHC subsidiary bodies, and where deemed necessary, additional external peer review.

Over the last five years (2017-2021), the research conducted by the IPHC Secretariat has been guided by a 5-Year Biological and Ecosystem Science Research Plan ([IPHC-2019-BESRP-5YP](#)) that aimed at improving knowledge on the biology of Pacific halibut in order to improve the accuracy of the stock assessment and in the management strategy evaluation (MSE) process. The [IPHC-2019-BESRP-5YP](#) contemplated research activities in five focal areas, namely Migration and Distribution, Reproduction, Growth and Physiological Condition, Discard Mortality Rates and Survival, and Genetics and Genomics. Research activities were highly integrated with the needs of stock assessment and MSE by their careful alignment with biological uncertainties and parameters, and the resulting prioritization ([Appendix I](#)). The outcomes of the [IPHC-2019-BESRP-5YP](#) have provided key inputs into stock assessment and the MSE process and, importantly, have provided foundational information for the successful pursuit of continuing and novel objectives within the new 5-Year Program of Integrated Research and Monitoring (2022-2026) (5YPIRM) ([Appendix I](#)).

The 2nd Performance Review of the IPHC ([IPHC-2019-PRIPHC02-R](#)), carried out over the course of 2019, also provided a range of recommendations to the Commission on ways in which it could continue to improve on the quality of scientific advice being provided to the Commission. There were nine (9) specific recommendations as provided below:

Science: Status of living marine resources

PRIPHC02–Rec.03 ([para. 44](#)) The PRIPHC02 **RECOMMENDED** that opportunities to engage with western Pacific halibut science and management agencies be sought, to strengthen science links and data exchange. Specifically, consider options to investigate pan-Pacific stock structure and migration of Pacific halibut.

PRIPHC02–Rec.04 ([para. 45](#)) The PRIPHC02 **RECOMMENDED** that:

- a) further efforts be made to lead and collaborate on research to assess the ecosystem impacts of Pacific halibut fisheries on incidentally caught species (retained and/or discarded);
- b) where feasible, this research be incorporated within the IPHC's 5-Year Research Plan (<https://www.iphc.int/uploads/pdf/besrp/2019/iphc-2019-besrp-5yp.pdf>);
- c) findings from the IPHC Secretariat research and that of the Contracting Parties be readily accessible via the IPHC website.

Science: Quality and provision of scientific advice

PRIPHC02–Rec.05 ([para. 63](#)) The PRIPHC02 **RECOMMENDED** that simplified materials be developed for RAB and especially MSAB use, including training/induction materials.



PRIPHC02–Rec.06 ([para. 64](#)) The PRIPHC02 **RECOMMENDED** that consideration be given to amending the Rules of Procedure to include appropriate fixed terms of service to ensure SRB peer review remains independent and fresh; a fixed term of three years seems appropriate, with no more than one renewal.

PRIPHC02–Rec.07 ([para. 65](#)) The PRIPHC02 **RECOMMENDED** that the peer review process be strengthened through expanded subject specific independent reviews including data quality and standards, the FISS, MSE, and biological/ecological research; as well as conversion of “grey literature” to primary literature publications. The latter considered important to ongoing information outreach efforts given the cutting-edge nature of the Commission’s scientific work.

PRIPHC02–Rec.08 ([para. 66](#)) The PRIPHC02 **RECOMMENDED** that the IPHC Secretariat develop options for simple graphical summaries (i.e. phase plot equivalents) of fishing intensity and spawning stock biomass for provision to the Commission.

Conservation and Management: Data collection and sharing

PRIPHC02–Rec.09 ([para. 73](#)) The PRIPHC02 **RECOMMENDED** that observer coverage be adjusted to be commensurate with the level of fishing intensity in each IPHC Regulatory Area.

Conservation and Management: Consistency between scientific advice and fishery Regulations adopted

PRIPHC02–Rec.10 ([para. 82](#)) The PRIPHC02 **RECOMMENDED** that the development of MSE to underpin multi-year (strategic) decision-making be continued, and as multi-year decision making is implemented, current Secretariat capacity usage for annual stock assessments should be refocused on research to investigate MSE operating model development (including consideration of biological and fishery uncertainties) for future MSE iterations and regularised multi-year stock assessments.

PRIPHC02–Rec.11 ([para. 83](#)) The PRIPHC02 **RECOMMENDED** that ongoing work on the MSE process be prioritised to ensure there is a management framework/procedure with minimal room for ambiguous interpretation, and robust pre-agreed mortality limit setting frameworks.

The work outlined in this document builds on the previous a 5-Year Biological and Ecosystem Science Research Plan ([IPHC–2019–BESRP-5YP](#)), closing completed projects, extending efforts where needed, and adding new avenues in response to new information. [Appendix I](#) provides a detailed summary of the previous plan and the status of the work specifically undertaken. Key highlights relevant to the stock assessment and MSE include:

- Completion of the genetic assay for determining sex from tissue samples, processing of commercial fishery samples collected during 2017-2020, inclusion of this information in the 2019 and subsequent stock assessments, and transfer of this effort from research to ongoing monitoring.
- Incremental progress toward population-level sampling and analysis of maturity and fecundity.
- Continued development of the understanding of physiological and environmental mechanisms determining growth for future field application.
- Published estimates of discard mortality rates for use in data processing and management accounting.
- Collection of genetic samples and genome sequencing to provide a basis for ongoing evaluation of stock structure at population-level and finer scales.

All previously described research areas continue to represent critical areas of uncertainty in the stock assessment and thus are closely linked to management performance. The previous 5-year plan was successful in either



IPHC 5-Year program of integrated research and monitoring (2022-26)

providing direct new information to the stock assessment or building the foundation for the collection/analysis of such information in this updated plan. As noted below, some new priorities have emerged, and others have evolved based on the work completed to date. The incorporation of research objectives in the 5YPIRM that address climate change as a factor influencing Pacific halibut biology and ecology as well as fishery performance and dynamics constitutes a timely and relevant contribution towards advancing IPHC-led research to the forefront of fisheries science.

An **overarching goal** of the *IPHC 5-Year Program of integrated research and monitoring (2022-26)* is therefore to promote integration and synergies among the various research and support activities of the IPHC Secretariat in order to improve our knowledge of key inputs into the Pacific halibut stock assessment and MSE processes, in order to provide the best possible advice for management decision-making processes.

Along with the implementation of the short- and medium-term activities contemplated in this *IPHC 5-Year Program of Integrated Research and monitoring (2022-26)*, and in pursuit of the overarching objective, the IPHC Secretariat will also aim to:

- 1) undertake cutting-edge research programs in fisheries research in support of fisheries management of Pacific halibut;
- 2) undertake groundbreaking methodological research;
- 3) undertake applied research;
- 4) establish new collaborative agreements and interactions with research agencies and academic institutions;
- 5) promote the international involvement of the IPHC by continued and new participation in international scientific organizations and by leading international science and research collaborations.
- 6) effectively communicate IPHC research outcomes
- 7) incorporate talented students and early researchers in research activities contemplated.

The research and monitoring activities conducted by the IPHC Secretariat are directed towards fulfilling the following four (4) **objectives** within areas of data collection, biological and ecological research, stock assessment, and MSE. In addition, the IPHC responds to Commission requests for additional inputs to management and policy development which are classified under management support. The overall aim is to provide a program of integrated research and monitoring ([Fig 2](#)):

Research

- 1) **Stock assessment**: apply the resulting knowledge to improve the accuracy and reliability of the current stock assessment and the characterization of uncertainty in the resultant stock management advice provided to the Commission;
- 2) **Management Strategy Evaluation (MSE)**: to develop an accurate, reliable, and informative MSE process to appropriately characterize uncertainty and provide for the robust evaluation of the consequences of alternative management options, known as harvest strategies, using defined conservation and fishery objectives;
- 3) **Biology and Ecology**: identify and assess critical knowledge gaps in the biology and ecology of Pacific halibut within its known range, including the influence of environmental conditions on population and fishery dynamics;



Monitoring

- 4) **Monitoring**: collect representative fishery dependent and fishery-independent data on the distribution, abundance, biology, and demographics of Pacific halibut through ongoing monitoring activities;

Integrated management support

- 5) **Additional inputs**: respond to Commission requests for any additional information supporting management and policy development.

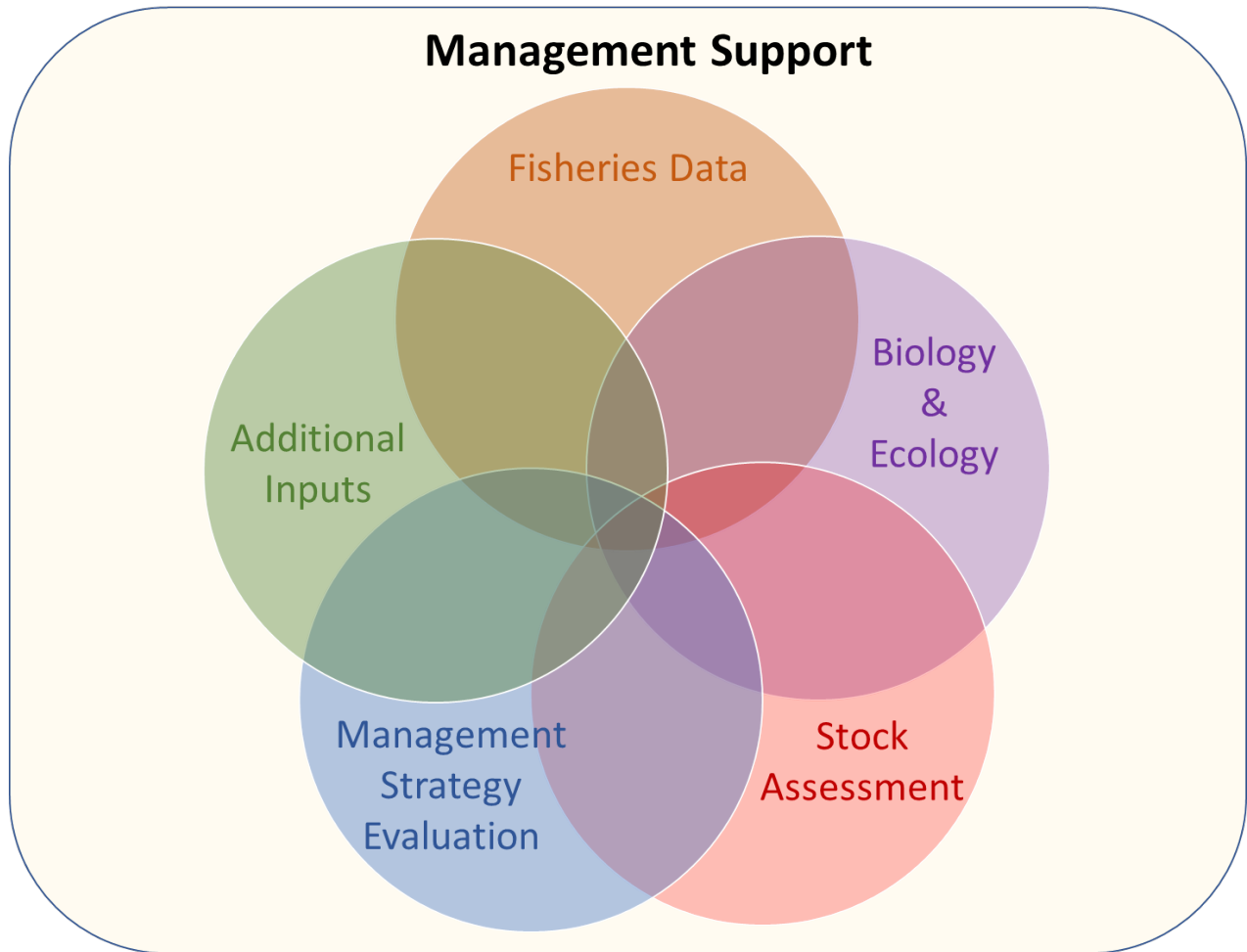


Figure 2. Core areas of the IPHC’s program of integrated research and monitoring providing management support.

3. Strategy

The IPHC Secretariat has five (5) enduring strategic goals in executing our mission, including our overarching goal and associated science and research objectives, as articulated in our Strategic Plan ([IPHC Strategic Plan \(2019-23\)](#)): 1) To operate in accordance with international best practice; 2) Be a world leader in scientific excellence and science-based decision making; 3) To foster collaboration (within Contracting Parties and internationally) to enhance our science and management advice; 4) Create a vibrant IPHC culture; and 5) Set the



standard for fisheries commissions globally.

Although priorities and tasking will change over time in response to events and developments, the Strategic Plan provides a framework to standardise our approach when revising or setting new priorities and tasking. The Strategic goals as they apply to the science and research activities of the IPHC Secretariat, will be operationalised through a multi-year tactical activity matrix at the organisational and management unit (Branch) level (Fig. 3). The tactical activity matrix is described in the sections below and has been developed based on the core needs of the Commission, in developing and implementing robust, scientifically-based management decisions on an annual, and multi-year level. Relevant IPHC subsidiary bodies will be involved in project development and ongoing review.

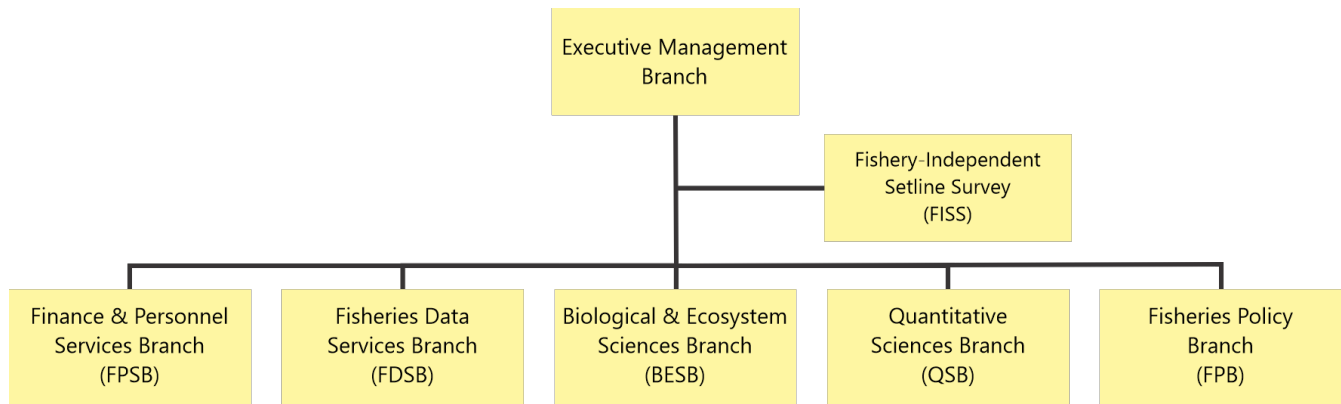


Figure 3. IPHC Secretariat organisation chart (2022).

4. Measures of Success

The Secretariat's success in implementing the *IPHC 5-Year Program of Integrated Research and Monitoring (2022-26)* will be measured according to the following four criteria relevant to the stock assessment, the MSE and for all inputs to IPHC management:

- 1) Timeliness – was the research conducted, analyzed, published, and provided to the Commission at the appropriate points to be included in annual management decisions?
- 2) Accessibility – was the research published and presented in such a way that it was available to other scientists, stakeholders, and decision-makers?
- 3) Relevance - did the research improve the perceived accuracy of the stock assessment, MSE or decisions made by the commission?
- 4) Impact – did the research allow for more precision or a better estimate of the uncertainty associated with information for use in management?
- 5) Reliability - has research resulted in more consistent information provided to the Commission for decision-making.

4.1 Delivery of specified products

Each project line item will contain specific deliverables that constitute useful inputs into the stock assessment and the management strategy evaluation process, as well as support their implementation in the decision-making process at the level of the Commission.



4.2 Communication

The IPHC Secretariat will disseminate information about the activities contemplated in the IPHC 5-Year Program of Integrated Research and Monitoring (2022-2026) and the resulting products to Contracting Parties, stakeholders, the scientific community, and the general public through a variety of channels:

- 1) IPHC website (www.iphc.int);
- 2) Formal documentation provided for IPHC meetings (Interim and Annual Meetings, Subsidiary Body meetings, etc.);
- 3) Presentations at national and international scientific conferences;
- 4) Published reports and peer-reviewed publications (section 4.4);
- 5) Outreach events;
- 6) Social media outlets (e.g. Facebook, Twitter, LinkedIn, etc.);
- 7) Informal presentations and interactions with partners, stakeholders, and decision-makers at varied times and venues when needed.

4.3 External research funding

The Secretariat has set a funding goal of at least 20% of the funds for this program to be sourced from external funding bodies on an annual basis. Continuing the successful funding-recruitment strategy adopted during the previous 5-yr research plan (IPHC–2019–BESRP-5YP) ([Appendix I](#)), the Secretariat will identify and select external funding opportunities that are timely and that aim at addressing key research objectives (as outlined in [Appendix II](#)) that have important implications for stock assessment and the MSE process. The IPHC Secretariat has the necessary expertise to propose novel and important research questions to funding agencies and to recruit external collaborators from research agencies and universities as deemed necessary. The IPHC Secretariat will continue to capitalize on the strong analytical contributions of quantitative scientists to the development of biological research questions within the framework of research projects funded by external as well as internal funding sources.

4.4 Peer-reviewed journal publication

Publication of research outcomes in peer-reviewed journals will be clearly documented and monitored as a measure of success. This may include single publications at the completion of a particular project, or a series of publications throughout the project as well as at its completion. Each sub-project shall be published in a timely manner and shall be submitted no later than 12 months after the end of the research. In the sections that follow, the expected publications from each research stream and cross-stream are defined.

5. Core focal areas – Background

The goals of the main activities of the *5-Year program of integrated research and monitoring (2022-26)* are integrated across the organisation, involving 1) monitoring (fisheries-dependent and –independent data collection), and 2) research (biological, ecological), modelling (FISS and stock assessment), and MSE, as outlined in the following sub-sections. These components are closely linked to one another, and all feed into management decision-making ([Fig. 4](#)). Additionally, management-supporting information constitute a range of additional decision-making drivers within and beyond IPHC’s current research and monitoring programs. The current program builds on the outcomes and experiences of the Commission arising from the implementation of the 2017-21 5-Year Biological and Ecosystem Science Research Plan ([IPHC–2019–BESRP-5YP](#)), and which is summarized in [Appendix I](#).

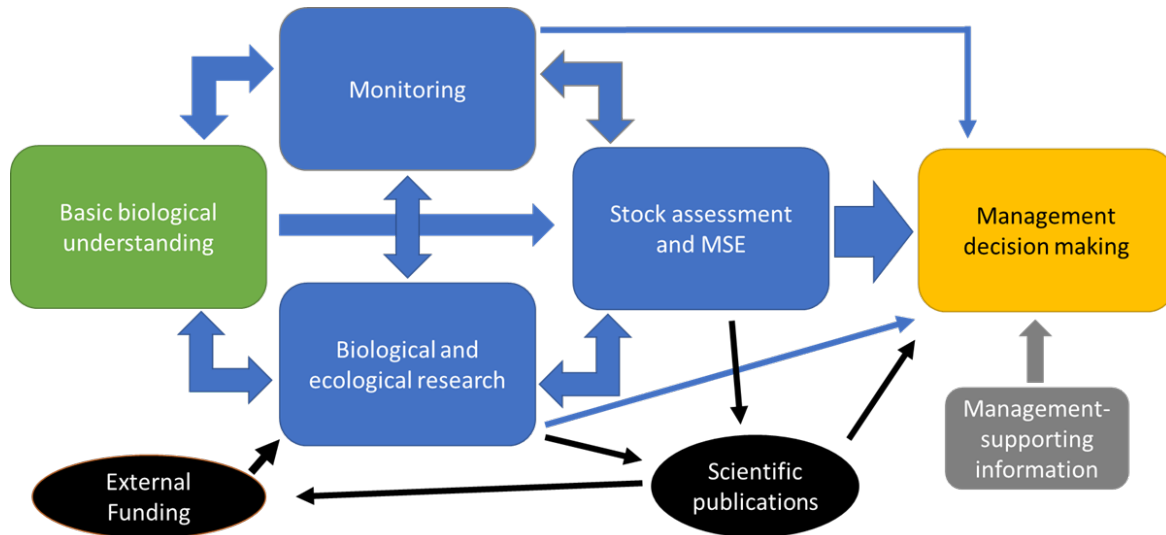


Figure 4. Flow of information from basic biological understanding of the Pacific halibut resource, through IPHC research components (monitoring, biological and ecological research, stock assessment, and MSE) to management decision-making. Management-supporting information (grey) constitute a range of additional decision-making drivers within and beyond IPHC’s current research and monitoring programs. Arrows indicate the strength (size of the arrow) and direction of information exchange. Also identified (in black) are the external links from funding and scientific publications which supplement the IPHC’s internal process.

5.1 Research

5.1.1 Stock Assessment

Focal Area Objective	To improve accuracy and reliability of the current stock assessment and the characterization of uncertainty in the resultant stock management advice provided to the Commission.
IPHC Website portal	https://www.iphc.int/management/science-and-research/stock-assessment

The IPHC conducts an annual stock assessment, using data from the fishery-independent setline survey (FISS), the commercial Pacific halibut and other fisheries, as well biological information from its research program. The assessment includes the Pacific halibut resource in the IPHC Convention Area, covering the Exclusive Economic Zones of Canada and the United States of America. Data sources are updated each year to reflect the most recent scientific information available for use in management decision-making.

The 2021 stock assessment relied on an ensemble of four population dynamics models to estimate the probability distributions describing the current stock size, trend, and demographics. The ensemble is designed to capture both uncertainty related to the data and stock dynamics (due to estimation) as well as uncertainty related to our understanding of the way in which the Pacific halibut stock functions and is best approximated by a statistical model (structural uncertainty).

Stock assessment results are used as inputs for harvest strategy calculations, including mortality projection tables



IPHC 5-Year program of integrated research and monitoring (2022-26)

for the upcoming year that reflect the IPHC’s harvest strategy policy and other considerations, as well as the harvest decision table which provides a direct tool for the management process. The harvest decision table uses the probability distributions from short-term (three year) assessment projections to evaluate the trade-offs between alternative levels of potential yield (catch) and the associated risks to the stock and fishery.

The stock assessment research priorities have been subdivided into four categories:

- 1) Assessment data collection and processing;
- 2) technical development;
- 3) biological inputs; and
- 4) fishery yield.

It is important to note that ongoing monitoring, including the annual FISS and directed commercial landings sampling programs is not considered research and is therefore not included in this research priority list despite the critical importance of these collections. These are described in the sections below.

5.1.2 Management Strategy Evaluation (MSE)

Focal Area Objective	To develop an accurate, reliable, and informative MSE process to appropriately characterize uncertainty and provide for the robust evaluation of the consequences of alternative management options, known as harvest strategies, using defined conservation and fishery objectives.
IPHC Website portal	https://www.iphc.int/management/science-and-research/management-strategy-evaluation

Management Strategy Evaluation (MSE) is a process to evaluate the consequences of alternative management options, known as harvest strategies. MSE uses a simulation tool to determine how alternative harvest strategies perform given a set of pre-defined fishery and conservation objectives, taking into account the uncertainties in the system and how likely candidate harvest strategies are to achieve the chosen management objectives.

MSE is a simulation technique based on modelling each part of a management cycle. The MSE uses an operating model to simulate the entire population and all fisheries, factoring in management decisions, the monitoring program, the estimation model, and potential ecosystem effects using a closed-loop simulation.

Undertaking an MSE has the advantage of being able to reveal the trade-offs among a range of possible management decisions. Specifically, to provide the information on which to base a rational decision, given harvest strategies, preferences, and attitudes to risk. The MSE is an essential part of the process of developing, evaluating and agreeing to a harvest strategy.

The MSE process involves:

- Defining fishery and conservation objectives with the involvement of stakeholders and managers;
- Identifying harvest strategies (a.k.a. management procedures) to evaluate;
- Simulating a Pacific halibut population using those harvest strategies;
- Evaluating and presenting the results in a way that examines trade-offs between objectives;
- Applying a chosen harvest strategy for the management of Pacific halibut;
- Repeating this process in the future in case of changes in objectives, assumptions, or expectations.



IPHC 5-Year program of integrated research and monitoring (2022-26)

There are many tasks that would continue to improve the MSE framework and the presentation of future results to the Commission. The tasks can be divided into five general categories, which are common to MSE in general:

1. **Objectives:** The goals and objectives that are used in the evaluation.
2. **Management Procedures (MPs):** Specific, well-defined management procedures that can be coded in the MSE framework to produce simulated Total Constant Exploitation Yields (TCEY) for each IPHC Regulatory Area.
3. **Framework:** The specifications and computer code for the closed-loop simulations including the operating model and how it interacts with the MP.
4. **Evaluation:** The performance metrics and presentation of results. This includes how the performance metrics are evaluated (e.g. tables, figures, and rankings), presented to the Commission and its subsidiary bodies, and disseminated for outreach.
5. **Application:** Specifications of how an MP may be applied in practice and re-evaluated in the future, including responses to exceptional circumstances.

All these categories provide inputs and outputs of the MSE process, but the Framework category benefits most from the integration of biological and ecosystem research because the operating model, the simulation of the monitoring program, the estimation model, and potential ecosystem effects are determined from this knowledge.

Outcomes of the MSE process will not only inform the Commission on trade-offs between harvest strategies and assist in choosing an optimal strategy for management of the Pacific halibut resource but will inform the prioritization of research activities related to fisheries monitoring, biological and ecological research, stock assessment, and fishery socioeconomics.

5.1.3 Biology and Ecology

Focal Area Objective	To identify and assess critical knowledge gaps in the biology and ecology of Pacific halibut within its known range, including the influence of environmental conditions on population and fishery dynamics.
IPHC Website portal	https://www.iphc.int/management/science-and-research/biological-and-ecosystem-science-research-program-bandesrp

Since its inception, the IPHC has had a long history of research activities devoted to describe and understand the biology of the Pacific halibut. At present, the main objectives of the Biological and Ecosystem Science Research Program at IPHC are to: 1) identify and assess critical knowledge gaps in the biology of the Pacific halibut; 2) understand the influence of environmental conditions in the biology of the Pacific halibut and its fishery; and 3) apply the resulting knowledge to reduce uncertainty in current stock assessment models.

The primary biological research activities at the IPHC that follow Commission objectives and that are selected for their important management implications are identified and described in the proposed 5-Year Research Plan for the period 2022-2026. An overarching goal of the 5-Year Research Plan is to promote integration and synergies among the various research activities led by the IPHC to improve our knowledge of key biological inputs that feed into the stock assessment and MSE process. The goals of the main research activities of the 5-Year Research Plan are therefore aligned and integrated with the IPHC stock assessment and MSE processes. The IPHC Secretariat conducts research activities to address key biological issues based on the IPHC Secretariat’s own input as well as input from the IPHC Commissioners, stakeholders and particularly from specific subsidiary bodies to the IPHC, including the Scientific Review Board (SRB) and the Research Advisory Board (RAB).



The biological research activities contemplated in the 5-Year Research Plan and their specific aims are detailed in Section 6. Overall, the biological research activities at the IPHC aim to provide information on 1) factors that influence the biomass of the Pacific halibut population (e.g. distribution and movement of fish among IPHC Regulatory Areas, growth patterns and environmental influences on growth in larval, juvenile and adult fish, drivers of changes in size-at-age); 2) the spawning (female) population (e.g. reproductive maturity, skipped spawning, reproductive migrations); and 3) resulting changes in population dynamics. Furthermore, the research activities of IPHC also aim to provide information on the survival of regulatory-discarded Pacific halibut in the directed fisheries with the objective to refine current estimates of discard mortality rates and develop best handling practices, and reduce whale depredation and Pacific halibut bycatch through gear modifications and through a better understanding of behavioral and physiological responses of Pacific halibut to fishing gear.

5.2 Monitoring

Focal Area Objective	To collect fishery-dependent and fishery-independent data on the distribution, abundance, and demographics of Pacific halibut, as well as other key biological data, through ongoing monitoring activities.
IPHC Website portal	<p><i>Fishery-dependent data:</i></p> <ul style="list-style-type: none"> • https://www.iphc.int/datatest/commercial-fisheries • https://www.iphc.int/data/datatest/non-directed-commercial-discard-mortality-fisheries • https://www.iphc.int/data/datatest/pacific-halibut-recreational-fisheries-data • https://www.iphc.int/datatest/subsistence-fisheries • https://www.iphc.int/data/time-series-datasets <p><i>Fishery-independent data:</i></p> <ul style="list-style-type: none"> • https://www.iphc.int/management/science-and-research/fishery-independent-setline-survey-fiss • https://www.iphc.int/data/datatest/fishery-independent-setline-survey-fiss • https://www.iphc.int/datatest/data/water-column-profiler-data

5.2.1 Fishery-dependent data

The IPHC estimates all Pacific halibut removals taken in the IPHC Convention Area and uses this information in its yearly stock assessment and other analyses. The data are compiled by the IPHC Secretariat and include data from Federal and State agencies of each Contracting Party. Specific activities in this area are described below.

5.2.1.1 Directed commercial fisheries data

The IPHC Secretariat collects logbooks, otoliths, tissue samples, and associated sex-length-weight data from directed commercial landings coastwide (Fig. 5). A sampling rate is determined for each port by IPHC Regulatory Area. The applicable rate is calculated from the current year's mortality limits and estimated percentages of weight of fish landed, and estimated percentages of weight sampled in that port to allow for collection of the target number of biological samples by IPHC Regulatory Area. An example of the data collected and the methods used are provided in the annually updated directed commercial sampling manual (e.g. [IPHC Directed Commercial Landings Sampling Manual 2022](#)). Directed commercial fishery landings are recorded by the Federal and State agencies of each Contracting Party and summarized each year by the IPHC. Discard mortality for the directed



commercial fishery is currently estimated using a combination of research survey (U.S.A.) and observer data (Canada).

5.2.1.2 Non-directed commercial discard mortality data

The IPHC accounts for non-directed commercial discard mortality by IPHC Regulatory Area and sector. Non-directed commercial discard mortality estimates are provided by State and Federal agencies of each Contracting Party and compiled annually for use in the stock assessment and other analyses. <https://www.iphc.int/data/datatest/non-directed-commercial-discard-mortality-fisheries>.

Non-directed commercial discard mortality of Pacific halibut is estimated because not all fisheries have 100% monitoring and not all Pacific halibut that are discarded are assumed to die. The IPHC relies upon information supplied by observer programs run by Contracting Party agencies for non-directed commercial discard mortality estimates in most fisheries. Non-IPHC research survey information or other sources are used to generate estimates of non-directed commercial discard mortality in the few cases where fishery observations are unavailable. Non-directed fisheries off Canada British Columbia are monitored and discard mortality information is provided to IPHC by DFO. NOAA Fisheries operates observer programs off the USA West Coast and Alaska, which monitor the major groundfish fisheries. Data collected by those programs are used to estimate non-directed commercial discard mortality.

5.2.1.3 Subsistence fisheries data

Subsistence fisheries are non-commercial, customary, and traditional use of Pacific halibut for direct personal, family, or community consumption or sharing as food, or customary trade. The primary subsistence fisheries are the treaty Indian Ceremonial and Subsistence fishery in IPHC Regulatory Area 2A off northwest Washington State (USA), the First Nations Food, Social, and Ceremonial (FSC) fishery in British Columbia (Canada), and the subsistence fishery by rural residents and federally recognized native tribes in Alaska (USA) documented via Subsistence Halibut Registration Certificates (SHARC). Subsistence fishery removals of Pacific halibut, including estimated subsistence discard mortality, are provided by State and Federal agencies of each Contracting Party, estimated, and compiled annually for use in the stock assessment and other analysis. <https://www.iphc.int/datatest/subsistence-fisheries>.

5.2.1.4 Recreational fisheries data

Recreational removals of Pacific halibut, including estimated recreational discard mortality, are provided by National/State agencies of each Contracting Party, estimated, and compiled annually for use in the stock assessment and other analysis. <https://www.iphc.int/data/datatest/pacific-halibut-recreational-fisheries-data>.

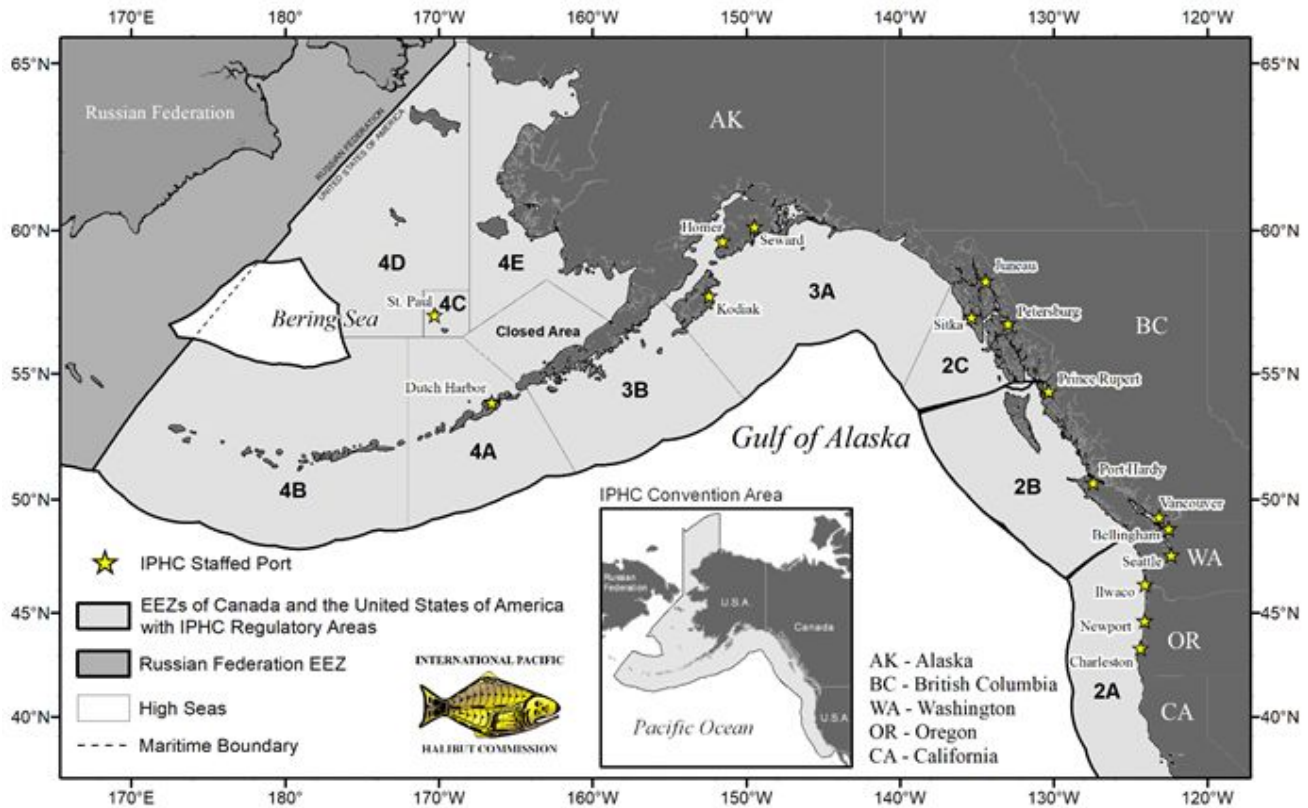


Figure 5. Ports where the IPHC has sampled directed commercial landings throughout the fishing period in recent years (note: ports sampled may change from year-to-year for operational reasons).

5.2.2 Fishery-independent data.

Data collection and monitoring activities aimed at providing a standardised time-series of biological and ecological data that is independent of the fishing fleet.

5.2.2.1 Fishery-independent setline survey (FISS)

The IPHC Fishery-Independent Setline Survey (FISS) provides catch-rate information and biological data on Pacific halibut that are independent of the fishery. These data, collected using standardized methods, bait, and gear, are used to estimate the primary index of population abundance used in the stock assessment. The FISS is restricted to the summer months but encompasses the commercial fishing grounds in the Pacific halibut fishery, and almost all known Pacific halibut habitat in Convention waters outside the Bering Sea. The standard FISS grid totals 1,890 stations (Fig. 6). Biological data collected on the FISS (e.g. the length, weight, age, and sex of Pacific halibut) are used to monitor changes in biomass, growth, and mortality. In addition, records of non-target species caught during FISS operations provide insight into bait competition, and serve as an index of abundance over time, making them valuable to the potential management and avoidance of non-target species. Environmental data are also collected including water column temperature, salinity, dissolved oxygen, pH, and chlorophyll concentration to help identify the conditions in which the fish were caught, and these data can serve as co-variates in space-time modeling used in the stock assessment. An example of the data collected and the methods used are provided in the annually updated FISS sampling manual (e.g. [IPHC FISS Sampling Manual 2022](#)).

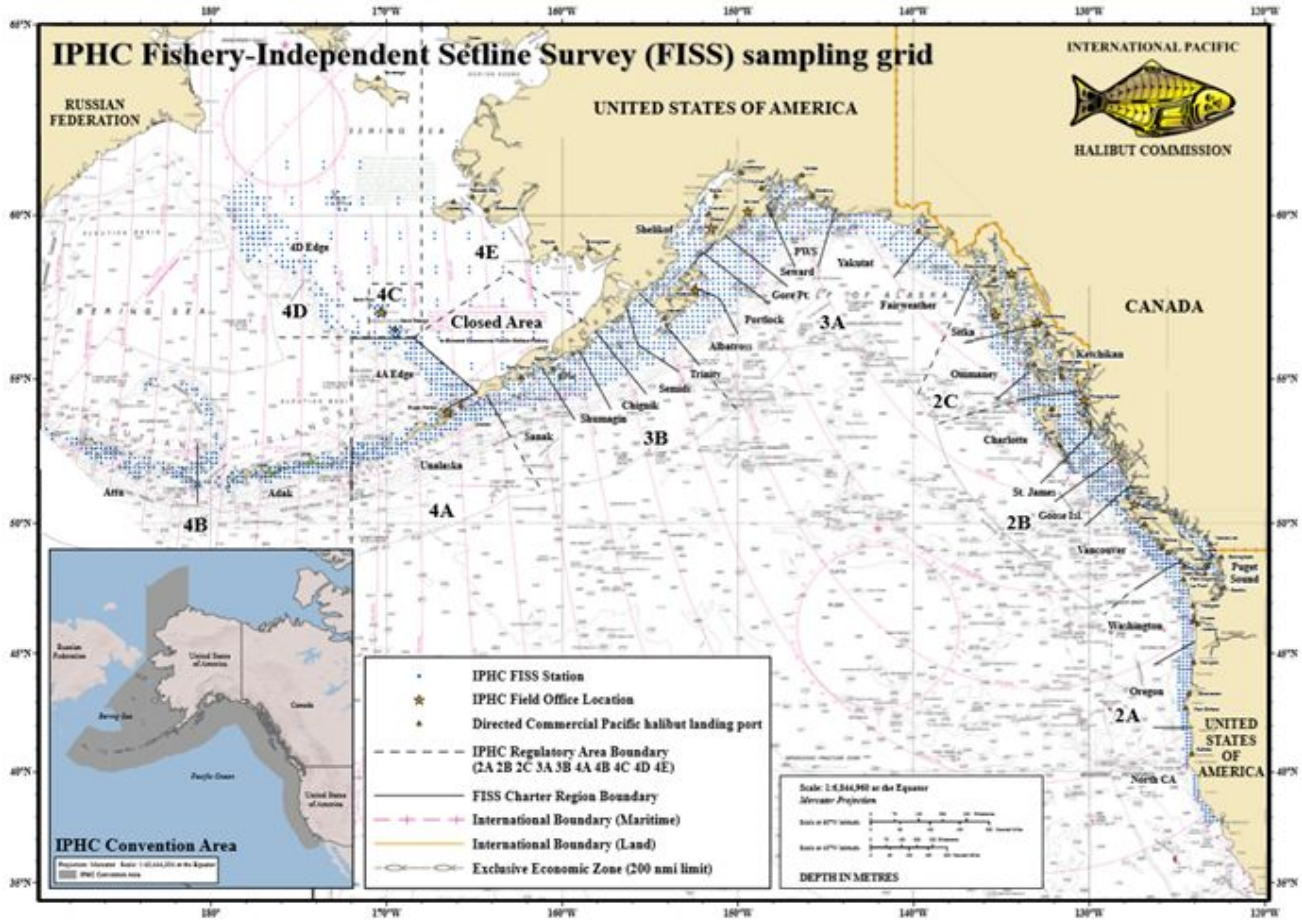


Figure 6. IPHC Fishery-Independent Setline Survey (FISS) with full sampling grid shown.

Quality control and sampling rate estimations: Following a program of planned FISS expansions from 2014-19, a process of rationalisation of the FISS was undertaken. The goal was to ensure that, given constraints on resources available for implementing the FISS, station selection was such that density indices would be estimated with high precision and low potential for bias. An annual design review process has been developed during which potential FISS designs for the subsequent three years are evaluated according to precision and bias criteria. The resulting proposed designs and their evaluation are presented for review at the June Scientific Review Board (SRB) meetings and potentially modified following SRB input before presentation to the Commissioners at the Work Meeting and Interim Meeting. Annual biological sampling rates for each IPHC Regulatory Area are calculated based on the previous year's catch rates and an annual target of 2000 sampled fish (with 100 additional archive samples).

5.2.2.2 *Fishery-independent Trawl Survey (FITS)*

The IPHC has participated routinely in the NOAA Fisheries trawl surveys operating in the Bering Sea (Fig. 7, annually since 1998), Aleutian Islands (intermittently since 1997) and Gulf of Alaska (since 1996). The information collected from Pacific halibut caught on these surveys, together with data from the IPHC Fishery-Independent Setline Survey (FISS) and commercial Pacific halibut data, are used directly in estimating indices of abundance and in the stock assessment and to monitor population trends, growth/size, and to supplement understanding of recruitment, distribution, and age composition of young Pacific halibut.

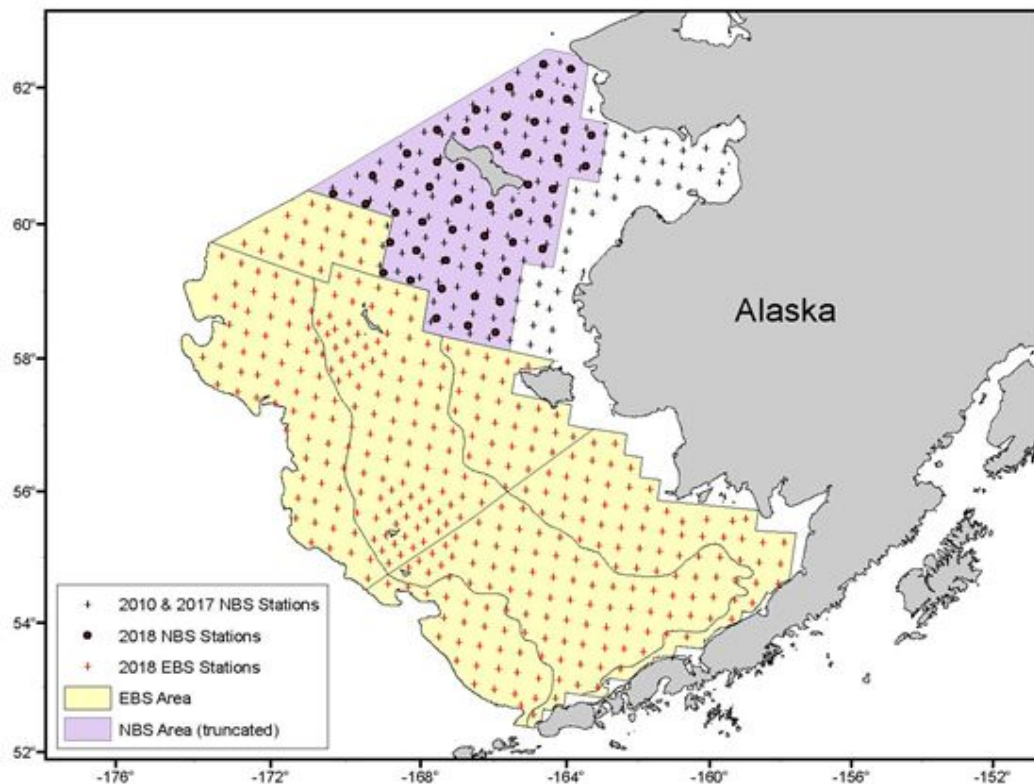


Figure 7. Sampling station design for the 2018 NOAA Bering Sea bottom trawl survey. Black dots are stations sampled in the 2018 “rapid-response” Northern Bering Sea trawl survey and black plus signs are stations sampled in standardized Northern Bering Sea trawl survey.

5.3 Management-supporting information

Successful fisheries management requires rigorous application of the scientific method of problem solving in the development of strategic alternatives and their evaluation on the basis of objectives that integrate ecosystem and human dynamics across space and time into management decision-making (Lane and Stephenson, 1995). This points to the importance of understanding a broad range of factors to deliver on the Commission’s objective to develop the stocks of Pacific halibut to the levels that permit the optimum yield from the fishery over time. Management-supporting information beyond IPHC’s current research and monitoring programs relate to, among others, socioeconomic considerations, community development, political constraints, and operational limitations.

Responding to the Commission’s “*desire for more comprehensive economic information to support the overall management of the Pacific halibut resource in fulfillment of its mandate*” (economic study terms of reference adopted at FAC095 and endorsed at AM095 in 2019), between 2019 and 2021 the IPHC conducted a [socioeconomic study](#). The study’s core product, Pacific halibut multiregional economic impact assessment (PHMEIA) model, describes economic interdependencies between sectors and regions to bring a better understanding of the role and importance of the Pacific halibut resource to regional economies of Canada and the United States of America (see [project report](#)). The model details the within-region production structure of the Pacific halibut sectors (fishing, processing, charter) and cross-regional flows of economic benefits. The model also accounts for economic activity generated through sectors that supply fishing vessels, processing plants, and charter businesses with inputs to production, by embedding Pacific halibut sectors into the model of the entire economy of Canada and the USA. The PHMEIA model fosters stakeholders’ better understanding of a broad



scope of regional impacts of the Pacific halibut resource. The results highlight that the harvest stage accounts for only a fraction of economic activity that would be forgone if the resource was not available to fishers in the Pacific Northwest. Moreover, the study informs on the vulnerability of communities to changes in the state of the Pacific halibut stock throughout its range, highlighting regions particularly dependent on economic activities that rely on Pacific halibut. Leveraging multiple sources of socioeconomic data, the project provides complementary input for designing policies with desired effects depending on regulators' priorities which may involve balancing multiple conflicting objectives. A good understanding of the localized effects is pivotal to policymakers who are often concerned about community impacts, particularly in terms of impact on employment opportunities and households' welfare.

The economic impact assessment is supplemented by an analysis of the formation of the price paid for Pacific halibut products by final consumers (end-users) that is intended to provide a better picture of Pacific halibut contribution to the gross domestic product (GDP) along the entire value chain, from the hook-to-plate. This supplemental material is available in [IPHC's Pacific halibut market analysis](#).

6. Core focal areas – Planned and opportunistic activities (2022-2026)

Research at IPHC can be classified as “use-inspired basic research” (Stokes 1997) which combines knowledge building with the application of existing and emerging knowledge to provide for the management of Pacific halibut. The four core focal areas: stock assessment, management strategy evaluation, management supporting information, and biology & ecology, all interact with each other as well as with fisheries monitoring activities in the IPHC program of integrated research and monitoring. Progress and knowledge building in one focal area influences and informs application in other core focal areas, also providing insight into future research priorities. The circular feedback loop is similar to the scientific method of observing a problem, creating a hypothesis, testing that hypothesis through research and analysis, drawing conclusions, and refining the hypothesis.

The IPHC Secretariat has been working with IPHC advisory bodies, such as the Scientific Review Board (SRB), and the Commission to conduct scientific research in a way that utilizes the scientific method. Problems are often identified by an advisory body or Commission and hypotheses are developed by the IPHC Secretariat. Research is reviewed by the SRB and refined hypotheses are presented to advisory bodies and the Commission. This process occurs via an annual schedule of meetings, as shown in [Fig. 8](#). In May, an MSE informational session may be held if there is significant progress in the MSE such that it would be useful to prepare stakeholders for the Management Strategy Advisory Board (MSAB) meeting in October. Recommendations related to the MSE, and development of a harvest strategy directed to the Commission are a result of the MSAB meeting. The SRB holds two meetings each year: one in June where requests are typically directed to IPHC Secretariat, and one in September where recommendations are made to the Commission. The June SRB meeting has a focus on research; the September meeting represents a final check of science products to be presented to the Commission for use in management. The Research Advisory Board (RAB) meets in November to discuss ongoing research, provide guidance and recommend new research projects. The Work Meeting (WM) is held in September and is a working session with IPHC Secretariat and the Commission to prepare for the Interim Meeting (IM) held in November and the Annual Meeting (AM) held in January. Outcomes from the AM include mortality limits (coastwide and by IPHC Regulatory Area), directed fishery season dates, domestic regulations, and requests and recommendations for the IPHC Secretariat. In conjunction with the AM are meetings of the Finance and Administration Committee (FAC), the Conference Board (CB), and the Processor Advisory Board (PAB). The Commission may also hold Special Sessions (SS) throughout the year to take up and make decisions on specific topics.

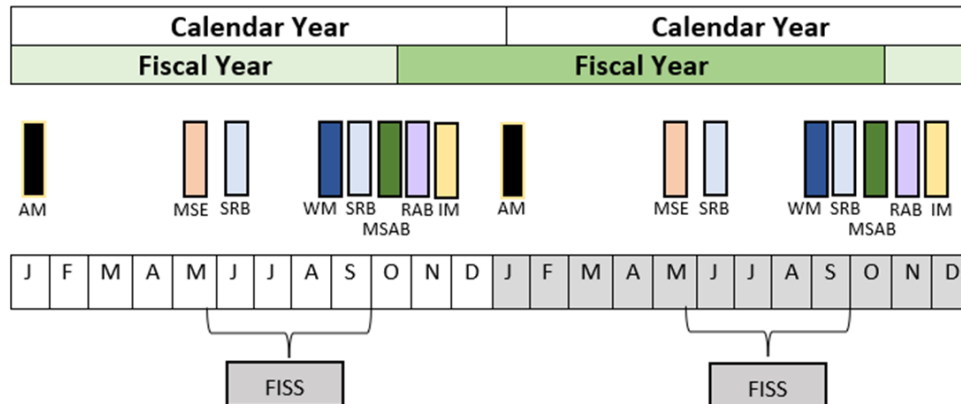


Figure 8. The typical IPHC annual meeting schedule with the calendar year and fiscal year shown. The meetings, shown in the middle row are: Annual Meeting where the Commission makes many final decisions for that year (AM), an MSE informational session (MSE), Scientific Review Board meetings (SRB), the Commission Work Meeting (WM), the Management Strategy Advisory Board meeting (MSAB), the Research Advisory Board Meeting (RAB), and the Interim Meeting (IM). The annual FISS schedule is also shown.

In addition to the annual meeting process at IPHC, individual core focal areas of research may identify and prioritize research for other core focal areas. For example, stock assessment research often identifies gaps in the knowledge of Pacific halibut biology and ecology, which then identifies priority research for the Biology and Ecology core area. Vice versa, basic biological and ecological research can identify concepts that could be better understood and result in improved implementation in any of the core areas. Furthermore, Management Strategy Evaluation can often be used to identify priority research topics for any core areas by simulation testing to identify research that may have the largest benefit to improving the management of Pacific halibut.

The top priorities of research for various categories in each of the core focal areas are provided below. The top priorities are a subset of the potential research topics in each core focal area. More exhaustive and up-to-date lists of research topics, that may extend beyond a five-year timeframe, can be found in recent meeting documents related to each core focal area.

6.1 Research

6.1.1 Stock Assessment

Within the four assessment research categories, the following topics have been identified as top priorities in order to focus attention on their importance for the stock assessment and management of Pacific halibut. A brief narrative is provided here to highlight the specific use of products from these studies in the stock assessment.

6.1.1.1 Stock Assessment data collection and processing

6.1.1.1.1 Commercial fishery sex-ratio-at-age via genetics

Commercial fishery sex-ratio information has been found to be closely correlated with the absolute scale of the population estimates in the stock assessment and has been identified as the greatest source of uncertainty since 2013. With only four years (2017-20) of commercial sex-ratio-at-age information available for the 2021 stock assessment, the annual genetic assay of fin clips sampled from the landings remains critically important. When the time series grows longer, it may be advantageous to determine the ideal frequency at which these assays need to be conducted. Development of approaches to use archived otoliths, scales or other samples to derive historical estimates (if possible) could provide valuable information on earlier time-periods (with differing fishery and



biological properties), and therefore potentially reconcile some of the considerable historical uncertainty in the present stock assessment. This assessment priority directly informs *6.1.3.2 Reproduction* as described below.

6.1.1.1.2 Whale depredation accounting and tools for avoidance

Whale depredation currently represents a source of unobserved and unaccounted-for mortality in the assessment and management of Pacific halibut. A logbook program has been phased in over the last several years, in order to record whale interactions observed by commercial harvesters. Estimation of depredation mortality, from logbook records and supplemented with more detailed data and analysis from the FISS represents a first step in accounting for this source of mortality; however, such estimates will likely come with considerable uncertainty. Reduction of depredation mortality through improved fishery avoidance and/or catch protection would be a preferable extension and/or solution to basic estimation. As such, research to provide the fishery with tools to reduce depredation is considered a closely-related high priority. This assessment priority directly informs *6.1.3.4 Mortality and Survival Assessment* as described below.

6.1.1.2 Stock Assessment technical development

6.1.1.2.1 Maintaining coordination with the MSE

The stock assessment and MSE operating models have been developed in close coordination, in order to identify plausible hypotheses regarding the processes governing Pacific halibut population dynamics. Important aspects of Pacific halibut dynamics include recruitment (possibly related to extrinsic environmental factors in addition to spawning biomass), size-at-age, movement/migration and spatial patterns in fishery catchability and selectivity. Many approaches developed as part of the tactical stock assessment have been explored in the MSE operating model, and conversely, the MSE operating model has highlighted areas of data uncertainty or alternative hypotheses for exploration in the assessment (e.g. movement rates). Although these two modelling efforts target differing objectives (tactical vs. strategic) continued coordination is essential to ensure that the stock assessment and the MSE represent the Pacific halibut similarly and provide consistent and useful advice for tactical and strategic decision-making.

6.1.1.2.2 Data weighting

The stock assessment currently relies on iterative “Francis” weighting of the age compositional data using a multinomial likelihood formulation (Francis 2011) based on the number of samples available in each year. Exploration of a stronger basis for input sample sizes through analysis of sampling design, estimation of sample weighting and alternative likelihoods may all provide for a more stable approach and a better description of the associated uncertainty.

6.1.1.2.3 Environmental covariates to recruitment

The two long time-series models included in the stock assessment ensemble allow for the Pacific Decadal Oscillation (PDO; Mantua et al. 1997) to be a binary covariate indicating periods of higher or lower average recruitment. This relationship has been observed to be consistent since its development over 20 years ago (Clark et al 1999) and is re-estimated in each year’s stock assessment models. With additional years of data, evaluation of the strength of this relationship, as compared to other metrics of the PDO (e.g., annual deviations, running averages) or other indicators of NE Pacific Ocean productivity should be undertaken in order to provide the best estimates and projections of Pacific halibut recruitment and to provide for alternative hypotheses for use in the MSE. This assessment priority partially informs *6.1.3.2 Reproduction* as described below.

6.1.1.2.4 ‘Leading’ parameter estimation

Stock assessments are generally very sensitive to the estimates of leading parameters (stock-recruitment



parameters, natural mortality, sex-specific dynamics, etc.). For Pacific halibut some of these are fully integrated into the estimation uncertainty (average unexploited recruitment), or partially integrated (e.g. estimation of natural mortality in two of the four models). As time-series of critically informative data sources like the FISS and the sex-ratio of the commercial landings grow longer it may be possible to integrate additional leading parameters directly in the assessment models and/or include them as nested models within the ensemble.

6.1.1.3 Stock Assessment biological inputs

6.1.1.3.1 Maturity, skip-spawning, and fecundity

Management of Pacific halibut is currently based on reference points that rely on relative female spawning biomass. Therefore, any changes to the understanding of reproductive output – either across age/size (maturity), over time (skip spawning) or as a function of body mass (fecundity) are crucially important. Each of these components directly affects the annual reproductive output estimated in the assessment. Ideally, the IPHC would have a program in place to monitor each of these three reproductive processes over time and use that information in the estimation of the stock-recruitment relationship, and the annual reproductive output relative to reference points. This would reduce the potential for biased time-series estimates created by non-stationarity in these traits (illustrated via sensitivity analyses in several of the recent assessments). However, at present we have only historical time-aggregated estimates of maturity and fecundity schedules. Therefore, the current research priority is to first update our estimates for each of these traits to reflect current environmental and biological conditions. After current stock-wide estimates have been achieved, a program for extending this information to a time-series via transition from research to monitoring can be developed. This assessment priority directly informs *6.1.3.2 Reproduction* as described below.

6.1.1.3.2 Stock structure of IPHC Regulatory Area 4B relative to the rest of the convention area

The current stock assessment and management of Pacific halibut assume that IPHC Regulatory Area 4B is functionally connected with the rest of the stock, i.e., that recruitment from other areas can support harvest in Area 4B and that biomass in Area 4B can produce recruits that may contribute to other Areas. Tagging (Webster et al. 2013) and genetic (Drinan et al. 2016) analyses have indicated the potential for Area 4B to be demographically isolated. An alternative to current assessment and management structure would be to treat Area 4B separately from the rest of the coast. This would not likely have a large effect on the coastwide stock assessment as Area 4B represents only approximately 5% of the surveyed stock (Stewart and Webster 2022). However, it would imply that the specific mortality limits for Area 4B could be very important to local dynamics and should be separated from stock-wide trends. Therefore, information on the stock structure for Area 4B has been identified as a top priority. This assessment priority directly informs *6.1.3.1 Migration and Population Dynamics* as described below.

6.1.1.3.3 Meta-population dynamics (connectivity) of larvae, juveniles, and adults

The stock assessment and current management procedure treat spawning output, juvenile Pacific halibut abundance, and fish contributing to the fishery yield as equivalent across all parts of the Convention Area. Information on the connectivity of these life-history stages could be used for a variety of improvements to the assessment and current management procedure, including: investigating recruitment covariates, structuring spatial assessment models, identifying minimum or target spawning biomass levels in each Biological Region, refining the stock-recruitment relationship to better reflect source-sink dynamics and many others. Spatial dynamics have been highlighted as a major source of uncertainty in the Pacific halibut assessment for decades and will continue to be of high priority until they are better understood. This assessment priority directly informs *6.1.3.1 Migration and Population Dynamics* as described below.



6.1.1.4 Stock Assessment fishery yield

6.1.1.4.1 Biological interactions with fishing gear

In 2020, 16% of the total fishing mortality of Pacific halibut was discarded (Stewart et al. 2021). Discard mortality rates can vary from less than 5% to 100% depending on the fishery, treatment of the catch and other factors (Leaman and Stewart 2017). A better understanding of the biological underpinnings for discard mortality could lead to increased precision in these estimates, avoiding potential bias in the stock assessment. Further, improved biological understanding of discard mortality mechanisms could allow for reductions in this source of fishing mortality, and thereby increased yield available to the fisheries. This assessment priority directly informs *6.1.3.4 Mortality and Survival Assessment* as described below.

6.1.1.4.2 Guidelines for reducing discard mortality

Much is already known about methods to reduce discard mortality, in non-directed fisheries as well as the directed commercial and recreational sectors. Promotion and adoption of best handling practices could reduce discard mortality, lead to greater retained yield, and reduce the potential uncertainty associated with large quantities of estimated mortality due to discarding. This assessment priority directly informs *6.1.3.4 Mortality and Survival Assessment* as described below.

Outside of the four general assessment categories, the IPHC has recently considered adding close-kin genetics (e.g., Bravington et al. 2016) to its ongoing research program (see section 6.1.3.1). Close-kin mark-recapture can potentially provide estimates of the absolute scale of the spawning output from the Pacific halibut population. This type of information can be fit directly into the stock assessment, and if estimated with a reasonable amount of precision, even a single data point could substantially reduce the uncertainty in the scale of total population estimates. Further, close-kin genetics may provide independent estimates of total mortality (and therefore natural mortality conditioned on catch-at-age), relative fecundity-at-age, and the spatial dynamics of spawning and recruitment. All of these quantities could substantially improve the structure of the current assessment and reduce uncertainty. Data collection of genetic samples from 100% of the sampled commercial landings has been in place since 2017 (as part of the sex-ratio monitoring) and from the FISS since 2021. The genetic analysis required to produce data allowing the estimation of reproductive output and other population parameters from close-kin mark-recapture modelling is both complex and expensive, and it could take several years for this project to get fully underway. This five-year plan should consider a pilot evaluation, such that a broader study could be undertaken in the future, providing the likely results would meet the Commission's objectives and prove possible given financial constraints. Research related to close-kin genetics would be pursued under *6.1.3.1 Migration and Population Dynamics* as described below.

6.1.2 Management Strategy Evaluation

MSE priorities have been subdivided into three categories: 1) biological parameterisation, 2) fishery parameterization, and 3) technical development. Research provides specifications for the MSE simulations, such as inputs to the Operating Model (OM), but another important outcome of the research is to define the range of plausibility to include in the MSE simulations as a measure of uncertainty. The following topics have been identified as top priorities.

6.1.2.1 MSE Biological and population parameterization

6.1.2.1.1 Distribution of life stages and stock connectivity

Research topics in this category will mainly inform parameterization of movement in the OM, but will also provide further understanding of Pacific halibut movement, connectivity, and the temporal variability. This



knowledge may also be used to refine specific MSE objectives to reflect reality and plausible outcomes. Research under Section 6.1.3.1 will inform this MSE priority.

This research includes examining larval and juvenile distribution which is a main source of uncertainty in the OM that is currently not fully incorporated. Outcomes will assist with conditioning the OM, verify patterns simulated from the OM, and provide information to develop reasonable sensitivity scenarios to test the robustness of MPs.

Also included in this number one priority is stock structure research, especially regarding IPHC Regulatory Area 4B. The dynamics of this IPHC Regulatory Area are not fully understood and it is useful to continue research on the connectivity of IPHC Regulatory Area 4B with other IPHC Regulatory Areas.

Finally, genomic analysis of population size is also included in this ranked category because that would help inform development of the OM as well as the biological sustainability objective related to maintaining a minimum spawning biomass in each IPHC Regulatory Area. An understanding of the spatial distribution of population size will help to inform this objective as well as the OM conditioning process.

6.1.2.1.2 Spatial spawning patterns and connectivity between spawning populations

An important parameter that can influence simulation outcomes is the distribution of recruitment across Biological Regions. Continued research in this area will improve the OM and provide justification for parameterising temporal variability. Research includes assigning individuals to spawning areas and establishing temporal and spatial spawning patterns. Outcomes may also provide information on recruitment strength and the relationship with environmental factors. For example, recent work by Sadorus et al (2020) used a biophysical and spatio-temporal models to examine connectivity across the Bering Sea and Gulf of Alaska. Furthermore, close-kin mark-recapture (Bravington et al. 2016) may provide insights into spatial relationships between juveniles and adults as well as abundance in specific regions. Research under Sections 6.1.3.1 and 6.1.3.2 will inform this MSE priority.

6.1.2.1.3 Understanding growth variation

Changes in the average weight-at-age of Pacific halibut is one of the major drivers of changes in biomass over time. The OM currently simulates temporal changes in weight-at-age via a random autocorrelated process which is unrelated to population size or environmental factors. Ongoing research in drivers related to growth in Pacific halibut will help to improve the simulation of weight-at-age. Research under Section 6.1.3.3 will inform this MSE priority.

6.1.2.1.4 MSE fishery parameterization

The specifications of fisheries and their parameterizations involved consultation with Pacific halibut stakeholders but some aspects of those parameterizations benefit from targeted research. One specific example is knowledge of discarding and discard mortality rates in directed and non-directed fisheries. Discard mortality can be a significant source of fishing mortality in some IPHC Regulatory Areas and appropriately modelling that mortality will provide a more robust evaluation of MPs. Research under Sections 6.1.3.4 and 6.1.3.5 will inform this MSE priority.

6.1.2.2 MSE technical development

Technical improvements to the MSE framework will allow for rapid development of alternative operating models and efficient simulation of management strategies for future evaluation. Coordination with the technical development of the stock assessment (Section 6.1.1.2.1) is necessary to ensure consistent assumptions and hypotheses for tactical (i.e. stock assessment) and strategic (i.e. MSE) models. Investigations done in the stock



assessment will inform the stock assessment, which will then be informed by investigations using the closed-loop simulation framework. Multi-year assessments may allow for additional opportunity to coordinate between stock assessment and MSE.

6.1.2.2.1 Alternative migration scenarios

Including alternative migration hypotheses in the MSE simulations will assist in identifying management procedures that are robust to this uncertainty. This exploration will draw on general research on the movement and migration of Pacific halibut, observations from FISS and fisheries data, and outcomes of the stock assessment. Identification of reasonable hypotheses for the movement of Pacific halibut is essential to the robust investigation of management procedures. Research under Section 6.1.3.1 will inform this MSE priority.

6.1.2.2.2 Realistic simulations of estimation error

Closed loop simulation uses feedback from the management procedure to update the population in the projections. The management procedure consists of data collection, an estimation model, and harvest rules; currently IPHC uses a stock assessment as the estimation model. Future development of an efficient simulation process to mimic the stock assessment will more realistically represent the current management process. This involves using multiple estimation models to represent the ensemble and appropriately adding data and updating those models in the simulated projections. Improvements to the current MSE framework include adding additional estimation models to better represent the ensemble stock assessment, ensuring that the simulated estimation accurately represent the stock assessment now and, in the future, and speeding up the simulation process.

6.1.2.2.3 Incorporate additional sources of implementation uncertainty

Implementation uncertainty consists of three subcategories: 1) decision-making uncertainty, 2) realized uncertainty, and 3) perceived uncertainty. Decision-making uncertainty is the difference between mortality limits determined from the management procedure and those adopted by the Commission. This uncertainty is currently not implemented in the MSE framework but has been requested by the SRB and the independent peer review of the MSE. Realized uncertainty is the difference between the mortality limit set by the Commission and the actual mortality realized by the various fisheries. This type of uncertainty is currently partially implemented in the MSE framework. Finally, perceived uncertainty is the difference between the realized mortality and the estimated mortality limits from the various fisheries, which would be used in the estimation model. This third type of implementation uncertainty has not been implemented in the MSE framework. Implementing decision-making uncertainty is a priority for the MSE and will assist in understanding the performance of management procedures when they may not be followed exactly.

6.1.2.3 MSE Program of Work for 2021–2023

Following the 11th Special Session of the IPHC, an MSE program of work for 2021–2023 was developed. Seven tasks were identified that pertained to further developments of the MSE framework, evaluation of alternative MPs, and improvements in evaluation and presentation of results. [Table 1](#) lists these tasks and provides a brief description. Additional details can be found in the program of work available on the [MSE webpage](#).



Table 1. Tasks recommended by the Commission at SS011 ([IPHC-2021-SS011-R](#) para 7) for inclusion in the IPHC Secretariat MSE Program of Work for 2021–23.

ID	Category	Task	Deliverable
F.1	Framework	Develop migration scenarios	Develop OMs with alternative migration scenarios
F.2	Framework	Implementation variability	Incorporate additional sources of implementation variability in the framework
F.3	Framework	Develop more realistic simulations of estimation error	Improve the estimation model to more adequately mimic the ensemble stock assessment
F.5	Framework	Develop alternative OMs	Code alternative OMs in addition to the one already under evaluation.
M.1	MPs	Size limits	Identification, evaluation of size limits
M.3	MPs	Multi-year assessments	Evaluation of multi-year assessments
E.3	Evaluation	Presentation of results	Develop methods and outputs that are useful for presenting outcomes to stakeholders and Commissioners

6.1.2.4 Potential Future MSE projects

Management Strategy Evaluation is an iterative process where new management procedures may be evaluated, current management procedures may be re-evaluated under different assumptions, and the understanding of the population, environment, and fisheries may be updated with new information stemming from the stock assessment and biological/ecological research. The current Program of Work ([Table 1](#)) focuses on two elements of Management Procedures, but in the future other elements may be of interest, such as distribution procedures. The research being done now will inform the development of the MSE in the future to ensure a robust evaluation of any management procedure.

6.1.3 Biology and Ecology

Capitalizing on the outcomes of the previous 5-year plan (IPHC–2019–BESRP-5YP) ([Appendix I](#)), the IPHC Secretariat has identified five research areas that will provide key inputs for stock assessment and the MSE process. In addition to linking genetics and genomics with migration and distribution studies in the newly coined area of Migration and Population Dynamics, the IPHC Secretariat has incorporated a novel research area on Fishing Technology. A series of key objectives for each the five research areas have been identified.

6.1.3.1 Migration and Population Dynamics

Genetic and genomic studies aimed at improving current knowledge of Pacific halibut migration and population dynamics throughout all life stages in order to achieve a complete understanding of stock structure and distribution across the entire distribution range of Pacific halibut in the North Pacific Ocean and the biotic and abiotic factors that influence it (specifically excluding satellite tagging). Specific objectives in this area include:

- Improve current knowledge of the genetic structure of the Pacific halibut population through the use of state-of-the-art low-coverage whole genome resequencing approaches. Establishment of genetic signatures of spawning sites.
- Improve our understanding of the mechanisms and magnitude of larval connectivity in the North Pacific



Ocean. Identification of environmental and biological predictors of larval abundance and recruitment.

- Improve our understanding of spawning site contributions to nursery/settlement areas in relation to year-class, recruit survival and strength, and environmental conditions in the North Pacific Ocean. Measure of genetic diversity of Pacific halibut juveniles from the eastern Bering Sea and the Gulf of Alaska.
- Improve our understanding of the relationship between nursery/settlement origin and adult distribution and abundance over temporal and spatial scales. Genomic assignment of individuals to source populations and assessment of distribution changes.
- Integrate analyses of Pacific halibut connectivity and distribution changes by incorporating genomic approaches.
- Improve estimates of population size, migration rates among geographical regions, and demographic parameters (e.g. fecundity-at-age, survival rate), through the application of close-kin mark-recapture-based approaches.
- Improve our understanding of the influences of oceanographic and environmental variation on connectivity, population structure and adaptation at a genomic level using seascape genomics approaches.
- Exploration and development of alternative methods for aging Pacific halibut based on genetic analyses of DNA methylation patterns in tissues (fin clips).
- Exploration of methods for individual identification based on computer-assisted tail image matching systems as an alternative for traditional mark and recapture tagging.

6.1.3.2 Reproduction

Studies aimed primarily at addressing two critical issues for stock assessment analysis based on estimates of female spawning biomass: 1) the sex ratio of the commercial catch and 2) maturity estimations. Specific objectives in this area include:

- Continued improvement of genetic methods for accurate sex identification of commercial landings from fin clips and otoliths in order to incorporate recent and historical sex-at-age information into the stock assessment process.
- Improve our understanding of the temporal progression of reproductive development and gamete production during an entire annual reproductive cycle in female and male Pacific halibut.
- Update current maturity-at-age estimates.
- Provide estimates of fecundity-at-age and fecundity-at-size.
- Investigate the possible presence of skip spawning in Pacific halibut females.
- Improve accuracy in current staging criteria of maturity status used in the field.
- Investigate possible environmental effects on the ontogenetic establishment of the phenotypic sex and their influence on sex ratios in the adult Pacific halibut population.
- Improve our understanding of potential temporal and spatial changes in maturity schedules and spawning patterns in female Pacific halibut and possible environmental influences.
- Improve our understanding of the genetic basis of variation in age and/or size-at-maturity, fecundity, and spawning timing, by conducting genome-wide association studies.



6.1.3.3 Growth

Studies aimed at describing the role of factors responsible for the observed changes in size-at-age and at evaluating growth and physiological condition in Pacific halibut. Specific objectives in this area include:

- Evaluate possible variation in somatic growth patterns in Pacific halibut as informed by physiological growth markers, physiological condition, energy content and dietary influences.
- Investigate the effects of environmental and ecological conditions that may influence somatic growth in Pacific halibut. Evaluate the relationship between somatic growth and temperature and trophic histories in Pacific halibut through the integrated use of physiological growth markers.
- Improve our understanding of the genetic basis of variation in somatic growth and size-at-age by conducting genome-wide association studies.

6.1.3.4 Mortality and Survival Assessment

Studies aimed at providing updated estimates of discard mortality rates (DMRs) for Pacific halibut in the guided recreational fisheries and at evaluating methods for reducing mortality of Pacific halibut. Specific objectives in this area include:

- Provide information on the types of fishing gear and fish handling practices used in the Pacific halibut recreational (charter) fishery as well as on the number and size composition of discarded Pacific halibut in this fishery.
- Establish best handling practices for reducing discard mortality of Pacific halibut in recreational fisheries.
- Investigate new methods for improved estimation of depredation mortality from marine mammals.

6.1.3.5 Fishing Technology

Studies aimed at developing methods that involve modifications of fishing gear with the purpose of reducing Pacific halibut depredation and bycatch. Specific objectives in this area include:

- Investigate new methods for whale avoidance and/or deterrence for the reduction of Pacific halibut depredation by whales (e.g. catch protection methods).
- Investigate physiological and behavioral responses of Pacific halibut to fishing gear in order to reduce bycatch.

6.2 Monitoring

The Commission's extensive monitoring programs include both direct data collection and coordination with domestic agencies to produce both fishery-dependent and fishery-independent information on the stock and fishery trends, and other information. These critical sources include estimates of fishing mortality from all fisheries encountering Pacific halibut, biological sampling from these fisheries as well as catch-rates and biological sampling from longline and trawl surveys. Monitoring data provide the basis for stock assessment and MSE analysis, many biological research studies, and some inputs directly to the decision-making process ([Figure 4](#)). While not the primary focus of this 5-year plan, a basic summary of the components led by the IPHC and those that are provided by domestic agencies is provided below.

6.2.1 Fishery-dependent data

Data collection and monitoring activities aimed at providing standardised time-series of mortality, fishery, and biological data from both direct target fisheries as well as fisheries that incidentally catch Pacific halibut. Directed commercial fisheries data are managed by IPHC. Non-directed commercial discard mortality data, subsistence



fisheries data, and recreational fisheries data are managed by Contracting Party domestic agencies.

6.2.1.1 Directed commercial fisheries data

6.2.1.2 Annually review the spatial distribution of sampling effort among ports, data collection methods, sampling rates, and quality assurance/quality control (QAQC) processes, including in-season review of port sampling activities

Ensure current data collection efforts meet current and future needs of stock assessment, MSE and management. Collaborate and coordinate with other Secretariat functions to develop methods and procedures for incorporating promising research results into long-term monitoring program. The IPHC relies on domestic and Tribal agency programs to report annual mortality from incidental catches in non-directed commercial fisheries, catches from subsistence fisheries, and catches from recreational fisheries. Non-directed commercial discard mortality data. Annually collaborate with observer programs and other partners to ensure robust data collection and sampling, QAQC processes, and reporting of incidental catch and mortality, as well as biological sampling.

6.2.1.3 Subsistence fisheries data

Annually collaborate with Tribal, State and Federal agencies of each Contracting Party to ensure high quality data collection, sampling, and reporting in the subsistence fisheries in Canada and the United States of America.

6.2.1.4 Recreational fisheries data

Annually collaborate with National/State agencies of each Contracting Party to ensure and validate high quality data and reporting of recreational fishery mortality estimates and biological data.

6.2.2 Fishery-independent data

Data collection and monitoring activities aimed at providing a standardised time-series of biological and ecological data that is independent of the fishing fleet.

6.2.2.1 Fishery-independent setline survey (FISS)

An annual review process for the FISS station design has been developed ([Fig. 9](#)) and is expected to continue in coming years. This process involves scientific review of proposed FISS designs by the Scientific Review Board and includes input from stakeholders prior to review and approval of designs by the Commissioners.

Direct weighing of Pacific halibut has been integrated into the annual FISS sampling since 2019 and will continue into the future to ensure accurate estimation of WPUE and other weight-derived quantities. Sample rates for genetic monitoring will need to be determined for future sampling. Sampling rates of otoliths for aging, archive otoliths and tagged fish will continue to be reviewed annually to ensure the data needs of the IPHC stock assessment and research program are met. Annual FISS sampler training and data QAQC (including at point of data collection and during post-sampling review) will ensure high quality data from the FISS program. Procedures are reviewed annually.

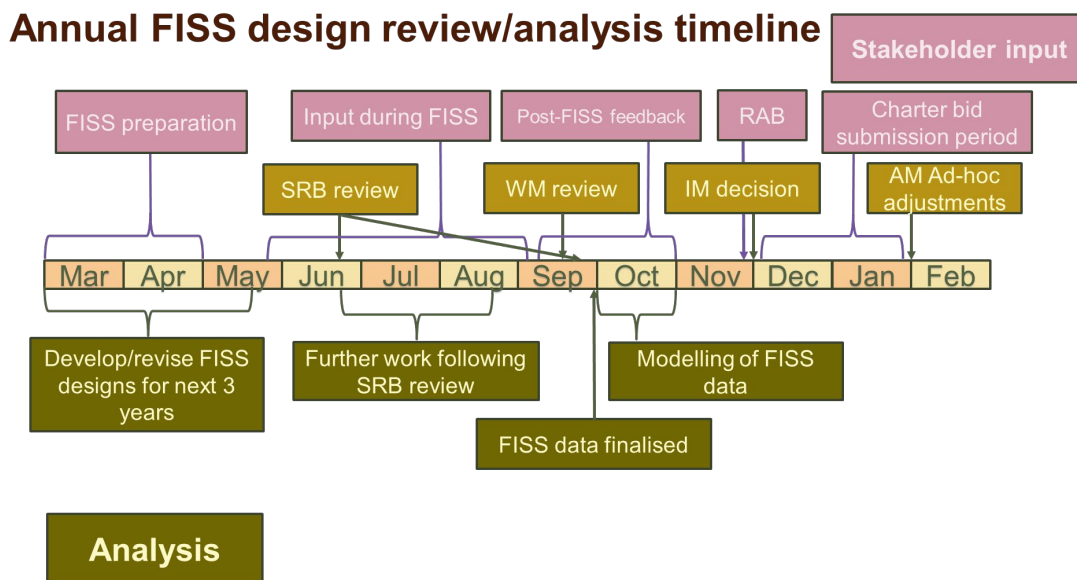


Figure 9. Timeline of annual FISS design review process.

6.2.2.2 Fishery-independent Trawl Survey (FITS)

The IPHC will continue to collaborate with NMFS on sampling procedures for Pacific halibut on the placement of an IPHC sampler onboard a survey vessel for the collection of biological data.

6.3 Potential of integrating human dynamics into management decision-making

Understanding the complexity of human dimension of the fisheries sectors is becoming increasingly important in the context of globalization. Local products compete on the market with a large variety of imported seafood. High exposure to international markets makes seafood accessibility fragile to perturbations, as shown by the COVID-19 pandemic (OECD 2020). Seafood production is also highly dependent on the production and price of imports. The IPHC’s socioeconomic study showed that Pacific halibut contribution to households’ income dropped by a quarter throughout the pandemic. While signs of strong recovery were present in 2021 (Fry 2021), the study called attention to Pacific halibut sectors’ exposure to external factors beyond stock condition and the need for expanding the scope of management-supporting information the IPHC provides.

It is also unclear how small remote communities can capitalize on the high prices that the final customers are paying for premium seafood products. In 2021, fresh Alaskan Pacific halibut fillets routinely sold for USD 24-28 a pound, and often more, in downtown Seattle (e.g. USD 38 at Pike Place Market). Pacific halibut dishes at the restaurants typically sell for USD 37-43 for a dish including a 6oz fish portion. The IPHC’s socioeconomic study detailed the geography of impacts of the Pacific halibut fisheries, providing a coherent picture of the exposure of fisheries-dependent households by location to changes in resource availability, but paying closer attention to quantifying leakage of economic benefits from communities strongly involved in fisheries, highlighted that the local earnings often do not align with how much fishing occurs within the community. This suggests the need for research focused on how to operationalize social equity in the context of the globalized market dynamics and the pursuit of stock sustainability.

In addition, fisheries are at the forefront of exposure to the accelerating impacts of climate change. For example, a rapid increase in water temperature off the coast of Alaska in 2014-16, termed *the blob*, affected fisheries (Cheung and Frölicher 2020) and may have a long-term impact on Pacific halibut distribution. The consequences



may include shifts in the distribution of benefits, but possibly go further, affecting the stability of agreements over allocation of a shared resource. Research on decision quality under fast-progressing climate-induced changes to stock distribution may be warranted.

Conflicting objectives among stakeholders regarding the use of limited resource in the context of globalization, calls for social equity and climate change are a major challenge of decision-making in fisheries management. Integrating approaches aimed at understanding the human dynamics and external factors with stock assessment and MSE can assist fisheries in bridging the gap between the current and the optimal performance without compromising the stock biological sustainability. For example, socioeconomic performance metrics presented alongside already developed biological/ecological performance metrics would supplement IPHC's portfolio of tools for assessing policy-oriented issues (as requested by the Commission, [IPHC-2021-AM097-R](#), AM097-Req.02) and support decision-making. Moreover, continuing investment in understanding the human dimension of Pacific halibut fishing can also inform on other drivers such as human behavior or human organization that affect the dynamics of fisheries, and thus contribute to improved accuracy of the stock assessment and the MSE (Lynch et al.2018). As such, it can contribute to research integration at the IPHC and provide a complementary resource for the development of harvest control rules.

Lastly, Pacific halibut value is also in its contribution to the diet through subsistence fisheries and importance to the traditional users of the resource. To native people, traditional fisheries constitute a vital aspect of local identity and a major factor in cohesion. One can also consider the Pacific halibut's existence value as an iconic fish of the Pacific Northwest. Recognizing and adopting such an all-encompassing definition of the Pacific halibut resource contribution, the IPHC echoes a broader call to include the human dimension into the research on the impact of management decisions, as well as changes in environmental or stock conditions.

7. *Amendment*

The intention is to ensure the plan is kept as a 'living plan', that is reviewed and updated annually based on the resources available to undertake the work of the Commission (e.g. internal and external fiscal resources, collaborations, internal expertise). The IPHC Secretariat is committed to ensuring an exceptional level of transparency and commitment to the principles of open science.

8. *References*

- Bravington, M.V., Skaug, H.J., and Anderson, E.C. 2016. Close-Kin Mark-Recapture. *Statistical Science* 31(2): 259-274. doi:10.1214/16-sts552.
- Cheung, William W.L., and Thomas L. Frölicher. 2020. "Marine Heatwaves Exacerbate Climate Change Impacts for Fisheries in the Northeast Pacific." *Scientific Reports* 10 (1): 1–10. <https://doi.org/10.1038/s41598-020-63650-z>.
- Clark, W.G., Hare, S.R., Parma, A.M., Sullivan, P.J., and Trumble, R.J. 1999. Decadal changes in growth and recruitment of Pacific halibut (*Hippoglossus stenolepis*). *Canadian Journal of Fisheries and Aquatic Sciences* 56: 242-252.
- Drinan, D.P., Galindo, H.M., Loher, T., and Hauser, L. 2016. Subtle genetic population structure in Pacific halibut *Hippoglossus stenolepis*. *J Fish Biol* 89(6): 2571-2594. doi:10.1111/jfb.13148.
- Francis, R.I.C.C. 2011. Data weighting in statistical fisheries stock assessment models. *Canadian Journal of Fisheries and Aquatic Sciences* 68: 1124-1138.
- re Cr 2 21 e b r e o r omer Ne 2 21
<https://www.homernews.com/business/seawatch-halibut-prices-soaring/>.



IPHC 5-Year program of integrated research and monitoring (2022-26)

- Lane, Daniel E, and R L Stephenson. 1995. "Fisheries Management Science: The Framework to Link Biological, Economic, and Social Objectives in Fisheries Management." *Aquatic Living Resources* 8 (3): 215–21.
- Leaman, B.M., and Stewart, I.J. 2017. 2.12 Research basis for estimated discard mortality rates used for Pacific halibut in longline and trawl fisheries. *IPHC Report of Assessment and Research Activities 2016*: 133-172.
- Lynch, Patrick D, Richard D Methot, and Jason S Link. 2018. "Implementing a Next Generation Stock Assessment Enterprise: Policymakers' Summary." *NOAA Technical Memorandum NMFS-F/SPO-183*.
- OECD. 2020. "Fisheries, Aquaculture and COVID-19: Issues and Policy Responses." *Tackling Coronavirus (Covid-19)*.
- Mantua, N.J., Hare, S.R., Zhang, Y., Wallace, J.R., and Francis, R.C. 1997. A Pacific interdecadal climate oscillation with impacts on salmon production. *Bulletin of the American Meteorological Society* 78(6): 1069-1079.
- Sadorus, Lauri L., Esther D. Goldstein, Raymond A. Webster, William T. Stockhausen, Josep V. Planas, and e T e r o 2 2 M e e e o e v o b *Hippoglossus stenolepis* across the Bering Sea and Gulf of Alaska." *Fisheries Oceanography* 30 (2): 174-193. <https://doi.org/10.1111/fog.12512>
- Stewart, I., and Webster, R. 2022. Overview of data sources for the Pacific halibut stock assessment, harvest policy, and related analyses. *IPHC-2022-SA-02*. 56 p.
- Stewart, I., Hicks, A., Webster, R., and Wilson, D. 2021. Stock assessment: Summary of the data, stock assessment, and harvest decision table for Pacific halibut (*Hippoglossus stenolepis*) at the end of 2020. *IPHC-2021-AM097-08*. 19 p.
- Webster, R.A., Clark, W.G., Leaman, B.M., and Forsberg, J.E. 2013. Pacific halibut on the move: a renewed understanding of adult migration from a coastwide tagging study. *Canadian Journal of Fisheries and Aquatic Sciences* 70(4): 642-653. doi:10.1139/cjfas-2012-0371.

ACKNOWLEDGEMENTS

This document was developed by Dr. David Wilson, Dr. Josep Planas, Dr. Ian Stewart, Dr. Allan Hicks, Dr. Ray Webster, Dr. Basia Hutniczak, Dr Jason Jannot, in collaboration with other current members of the IPHC Secretariat.

APPENDICES

- Appendix I:** Outcomes of the IPHC 5-Year Biological and Ecosystem Science Research Plan (2017-21)
- Appendix II:** Proposed schedule of outputs
- Appendix III:** Proposed schedule with funding and staffing indicators



APPENDIX I

Outcomes of the IPHC 5-Year Biological and Ecosystem Science Research Plan (2017-21) (IPHC-2019-BESRP-5YP)

A. Outcomes by Research Area:

1. Migration and Distribution.

- 1.1. Larval and juvenile connectivity and early life history studies. Planned research outcomes: improved understanding of larval and juvenile distribution.

Main results:

- Larval connectivity between the Gulf of Alaska and the Bering Sea occurs through large island passes across the Aleutian Island chain.
- The degree of larval connectivity between the Gulf of Alaska and the Bering Sea is influenced by spawning location.
- Spawning locations in the western Gulf of Alaska significantly contribute Pacific halibut larvae to the Bering Sea.
- Pacific halibut juveniles counter-migrate from inshore settlement areas in the eastern Bering Sea into the Gulf of Alaska through Unimak Pass.
- Elemental signatures of otoliths from juvenile Pacific halibut vary geographically at a scale equivalent to IPHC regulatory areas.

Publications:

Sadorus, L.; Goldstein, E.; Webster, R.; Stockhausen, W.; Planas, J.V.; Duffy-Anderson, J. Multiple life-stage connectivity of Pacific halibut (*Hippoglossus stenolepis*) across the Bering Sea and Gulf of Alaska. *Fisheries Oceanography*. 2021. 30:174-193. doi: <https://doi.org/10.1111/fog.12512>.

Loher, T., Bath, G. E., Wischniowsky, S. The potential utility of otolith microchemistry as an indicator of nursery origins in Pacific halibut (*Hippoglossus stenolepis*) in the eastern Pacific: the importance of scale and geographic trending. *Fisheries Research*. 2021. 243: 106072. <https://doi.org/10.1016/j.fishres.2021.106072>.

Links to 5-Year Research Plan (2022-2026):

- Evaluate the level of genetic diversity among juvenile Pacific halibut in the Gulf of Alaska and the Bering sea due to admixture.
- Assignment of individual juvenile Pacific halibut to source populations.

Integration with Stock Assessment and MSE: The relevance of research outcomes from activities in this research area for stock assessment is in the improvement of estimates of productivity. Research outcomes will be used to generate potential recruitment covariates and to inform minimum spawning biomass targets by Biological Region and represent one of the top three biological inputs into stock assessment. The relevance of these research outcomes for MSE is in the improvement of the parametrization of the Operating Model and represent the top ranked biological input into the MSE.



2. Reproduction.

2.1 Sex ratio of commercial landings. Planned research outcomes: sex ratio information.

Main results:

- Establishment of TaqMan-based genetic assays for genotyping Pacific halibut in the IPHC Biological Laboratory.
- Sex ratio information for the 2017-2020 commercial landings.
- Transfer of genotyping efforts for sex identification to IPHC monitoring program.

Links to 5-Year Research Plan (2022-2026):

- Monitoring effort.

2.2 Histological maturity assessment. Planned research outcomes: updated maturity schedule.

Main results:

- Oocyte developmental stages have been characterized and fully described in female Pacific halibut for the first time.
- Oocyte developmental stages have been used for the classification of female developmental stages and to be able to characterize female Pacific halibut as group synchronous with determinate fecundity.
- Female developmental stages have been used for the classification of female reproductive phases and to be able to characterize female Pacific halibut as following an annual reproductive cycle with spawning in January and February.
- Female developmental stages and reproductive phases of females collected in the central Gulf of Alaska have been used to identify the month of August as the time of the transition between the Vtg2 and Vtg3 developmental stages marking the beginning of the spawning capable reproductive phase.
- Future gonad collections for revising maturity schedules and estimating fecundity can be conducted in August during the FISS.

Publications:

Fish, T., Wolf, N., Harris, B.P., Planas, J.V. A comprehensive description of oocyte developmental stages in Pacific halibut, *Hippoglossus stenolepis*. *Journal of Fish Biology* 2020. 97: 1880-1885. doi: [10.1111/jfb.14551](https://doi.org/10.1111/jfb.14551).

Fish, T., Wolf, N., Smeltz, T. S., Harris, B. P., and Planas, J. V. Reproductive Biology of Female Pacific Halibut (*Hippoglossus stenolepis*) in the Gulf of Alaska. *Frontiers in Marine Science* 2022. 9:801759. doi: [10.3389/fmars.2022.801759](https://doi.org/10.3389/fmars.2022.801759).

Links to 5-Year Research Plan (2022-2026):

- Revision of maturity schedule by gonad collection during the FISS, as informed by previous studies on reproductive development.



- Estimation of fecundity by age and size, as informed by previous studies demonstrating determinate fecundity.

Integration with Stock Assessment and MSE: Research activities in this Research Area aim at providing information on key biological processes related to reproduction in Pacific halibut (maturity and fecundity) and to provide sex ratio information of Pacific halibut commercial landings. The relevance of research outcomes from these activities for stock assessment is in the scaling of Pacific halibut biomass and in the estimation of reference points and fishing intensity. These research outputs will result in a revision of current maturity schedules and will be included as inputs into the stock assessment and represent the most important biological inputs for stock assessment. The relevance of these research outcomes for MSE is in the improvement of the simulation of spawning biomass in the Operating Model.

3. Growth.

3.1 Identification of physiological growth markers and their application for growth pattern evaluation. Planned research outcomes: informative physiological growth markers.

Main results:

- Transcriptomic profiling by RNAseq of white skeletal muscle from juvenile Pacific halibut subjected to growth suppression and to growth stimulation resulted in the identification of a number of genes that change their expression levels in response to growth manipulations.
- Proteomic profiling by LC-MS/MS of white skeletal muscle from juvenile Pacific halibut subjected to growth suppression and to growth stimulation resulted in the identification of a number of proteins that change their abundance in response to growth manipulations.
- Genes and proteins that changed their expression levels in accordance to changes in the growth rate in juvenile Pacific halibut were selected as putative growth markers for future studies on growth pattern evaluation.

Publications:

Planas et al. 2022. In Preparation.

Links to 5-Year Research Plan (2022-2026):

- Application of identified growth markers in studies aiming at investigating environmental influences on growth patterns and at investigating dietary influences on growth patterns and physiological condition.

3.2 Environmental influences on growth patterns. Planned research outcomes: information on growth responses to temperature variation.

Main results:

- Laboratory experiments under controlled temperature conditions have shown that temperature affects the growth rate of juvenile Pacific halibut through changes in the expression of genes that regulate growth processes.

Publications:

Planas et al. 2022. In Preparation.

Links to 5-Year Research Plan (2022-2026):



- Identification of temperature-specific responses in skeletal muscle through comparison between transcriptomic responses to temperature-induced growth changes and to density- and stress-induced growth changes.
- Application of growth markers for additional studies investigating the link between environmental variability and growth patterns and the effects of diet (prey quality and abundance) on growth and physiological condition.

Integration with Stock Assessment and MSE: Research activities conducted in this Research Area aim at providing information on somatic growth processes driving size-at-age in Pacific halibut. The relevance of research outcomes from these activities for stock assessment resides, first, in their ability to inform yield-per-recruit and other spatial evaluations for productivity that support mortality limit-setting, and second, in that they may provide covariates for projecting short-term size-at-age and may help delineate between fishery and environmental effects, thereby informing appropriate management responses. The relevance of these research outcomes for MSE is in the improvement of the simulation of variability and to allow for scenarios investigating climate change.

4. Mortality and Survival Assessment.

4.1 Discard mortality rate estimation in the longline Pacific halibut fishery. Planned research outcomes: experimentally-derived DMR.

Main results:

- Different hook release methods used in the longline fishery result in specific injury profiles and viability classification.
- Plasma lactate levels are high in Pacific halibut with the lowest viability classification.
- Mortality of discarded fish with the highest viability classification is estimated to be between 4.2 and 8.4%.

Publications:

Kroska, A.C., Wolf, N., Planas, J.V., Baker, M.R., Smeltz, T.S., Harris, B.P. Controlled experiments to explore the use of a multi-tissue approach to characterizing stress in wild-caught Pacific halibut (*Hippoglossus stenolepis*). *Conservation Physiology* 2021. 9(1):coab001; doi:10.1093/conphys/coab001.

Loher, T., Dykstra, C.L., Hicks, A., Stewart, I.J., Wolf, N., Harris, B.P., Planas, J.V. Estimation of postrelease longline mortality in Pacific halibut using acceleration-logging tags. *North American Journal of Fisheries Management*. 2022. 42: 37-49. DOI: <https://doi.org/10.1002/nafm.10711>.

Links to 5-Year Research Plan (2022-2026):

- Integration of information on capture and handling conditions, injury and viability assessment and physiological condition will lead to establishing a set of best handling practices in the longline fishery.

4.2 Discard mortality rate estimation in the guided recreational Pacific halibut fishery. Planned research outcomes: experimentally-derived DMR.

Main results:



IPHC 5-Year program of integrated research and monitoring (2022-26)

- Field experiments testing two different types of gear types (i.e. 12/0 and 16/0 circle hooks) resulted in the capture, sampling and tagging of 243 Pacific halibut in IPHC Regulatory Area 2C (Sitka, AK) and 118 in IPHC Regulatory Area 3A (Seward, AK).
- The distributions of fish lengths by regulatory area and by hook size were similar.

Links to 5-Year Research Plan (2022-2026):

- Estimation of discard mortality rate in the guided recreational fishery.
- Integration of information on capture and handling conditions, injury and viability assessment and physiological condition linked to survival.
- Establishment of a set of best handling practices in the guided recreational fishery.

Integration with Stock Assessment and MSE: The relevance of research outcomes from these activities for stock assessment resides in their ability to improve trends in unobserved mortality in order to improve estimates of stock productivity and represent the most important inputs in fishery yield for stock assessment. The relevance of these research outcomes for MSE is in fishery parametrization

5. Genetics and genomics.

5.1 Generation of genomic resources for Pacific halibut. Planned research outcomes: sequenced genome and reference transcriptome.

Main results:

- A first draft of the chromosome-level assembly of the Pacific halibut genome has been generated.
- The Pacific halibut genome has a size of 602 Mb and contains 24 chromosome-size scaffolds covering 99.8% of the complete assembly with a N50 scaffold length of 27 Mb at a coverage of 91x.
- The Pacific halibut genome has been annotated by NCBI and is available as NCBI *Hippoglossus stenolepis* Annotation Release 101 (https://www.ncbi.nlm.nih.gov/assembly/GCA_022539355.2/).
- Transcriptome (i.e. RNA) sequencing has been conducted in twelve tissues in Pacific halibut and the raw sequence data have been deposited in NCBI's Sequence Read Archive (SRA) under the bioproject number PRJNA634339 (<https://www.ncbi.nlm.nih.gov/bioproject/PRJNA634339>) and with SRA accession numbers SAMN14989915 - SAMN14989926.

Publications:

Jasonowicz, A.C., Simeon, A., Zahm, M., Cabau, C., Klopp, C., Roques, C., Iampietro, C., Lluch, J., Donnadiou, C., Parrinello, H., Drinan, D.P., Hauser, L., Guiguen, Y., Planas, J.V. Generation of a chromosome-level genome assembly for Pacific halibut (*Hippoglossus stenolepis*) and characterization of its sex-determining genomic region. *Molecular Ecology Resources*. 2022. In Press. doi: <https://doi.org/10.1111/1755-0998.13641>.

Jasonowicz et al. 2022. In Preparation.

Links to 5-Year Research Plan (2022-2026):

- Genome-wide analysis of stock structure and composition.



IPHC 5-Year program of integrated research and monitoring (2022-26)

5.2 Determine the genetic structure of the Pacific halibut population in the Convention Area. Planned research outcomes: genetic population structure.

Main results:

- The collection of winter genetic samples in the Aleutian Islands completed the winter sample collection needed to conduct studies on the genetic population structure of Pacific halibut in the Convention Area.
- Initial results of low coverage whole genome resequencing of winter samples indicate that an average of 26.5 million raw sequencing reads per obtained per sample that provided average individual genomic coverages for quality filtered alignments of 3.2x.

Links to 5-Year Research Plan (2022-2026):

- Fine-scale delineation of population structure, with particular emphasis on IPHC Regulatory 4B structure.

Integration with Stock Assessment and MSE: The relevance of research outcomes from these activities for stock assessment resides in the introduction of possible changes in the structure of future stock assessments, as separate assessments may be constructed if functionally isolated components of the population are found (e.g. IPHC Regulatory Area 4B), and in the improvement of productivity estimates, as this information may be used to define management targets for minimum spawning biomass by Biological Region. These research outcomes provide the second and third top ranked biological inputs into stock assessment. Furthermore, the relevance of these research outcomes for MSE is in biological parametrization and validation of movement estimates and of recruitment distribution.



B. List of ranked biological uncertainties and parameters for stock assessment (SA) and their links to research areas and activities contemplated in the IPHC 5-Year Biological and Ecosystem Science Research Plan (2017-21)

SA Rank	Research outcomes	Relevance for stock assessment	Specific analysis input	Research Area	Research activities
1. Biological input	Updated maturity schedule	Scale biomass and reference point estimates	Will be included in the stock assessment, replacing the current schedule last updated in 2006	Reproduction	Histological maturity assessment
	Incidence of skip spawning		Will be used to adjust the asymptote of the maturity schedule, if/when a time-series is available this will be used as a direct input to the stock assessment		Examination of potential skip spawning
	Fecundity-at-age and -size information		Will be used to move from spawning biomass to egg-output as the metric of reproductive capability in the stock assessment and management reference points		Fecundity assessment
	Revised field maturity classification		Revised time-series of historical (and future) maturity for input to the stock assessment		Examination of accuracy of current field macroscopic maturity classification
2. Biological input	Stock structure of IPHC Regulatory Area 4B relative to the rest of the Convention Area	Altered structure of future stock assessments	If 4B is found to be functionally isolated, a separate assessment may be constructed for that IPHC Regulatory Area	Genetics and Genomics	Population structure
3. Biological input	Assignment of individuals to source populations and assessment of distribution changes	Improve estimates of productivity	Will be used to define management targets for minimum spawning biomass by Biological Region	Migration	Distribution
	Improved understanding of larval and juvenile distribution		Will be used to generate potential recruitment covariates and to inform minimum spawning biomass targets by Biological Region		Larval and juvenile connectivity studies
1. Assessment data collection and processing	Sex ratio-at-age	Scale biomass and fishing intensity	Annual sex-ratio at age for the commercial fishery fit by the stock assessment	Reproduction	Sex ratio of current commercial landings
	Historical sex ratio-at-age		Annual sex-ratio at age for the commercial fishery fit by the stock assessment		Historical sex ratios based on archived otolith DNA analyses
2. Assessment data collection and processing	New tools for fishery avoidance/deterrence; improved estimation of depredation mortality	Improve mortality accounting	May reduce depredation mortality, thereby increasing available yield for directed fisheries. May also be included as another explicit source of mortality in the stock assessment and mortality limit setting process depending on the estimated magnitude	Mortality and survival assessment	Whale depredation accounting and tools for avoidance
1. Fishery yield	Physiological and behavioral responses to fishing gear	Reduce incidental mortality	May increase yield available to directed fisheries	Mortality and survival assessment	Biological interactions with fishing gear
2. Fishery yield	Guidelines for reducing discard mortality	Improve estimates of unobserved mortality	May reduce discard mortality, thereby increasing available yield for directed fisheries	Mortality and survival assessment	Best handling practices: recreational fishery



C. List of ranked biological uncertainties and parameters for management strategy evaluation (MSE) and their links to research areas and activities contemplated in the IPHC 5-Year Biological and Ecosystem Science Research Plan (2017-21)

MSE Rank	Research outcomes	Relevance for MSE	Research Area	Research activities
1. Biological parameterization and validation of movement estimates	Improved understanding of larval and juvenile distribution	Improve parameterization of the Operating Model	Migration	Larval and juvenile connectivity studies
	Stock structure of IPHC Regulatory Area 4B relative to the rest of the Convention Area			Population structure
2. Biological parameterization and validation of recruitment variability and distribution	Assignment of individuals to source populations and assessment of distribution changes	Improve simulation of recruitment variability and parameterization of recruitment distribution in the Operating Model	Genetics and Genomics	Distribution
	Establishment of temporal and spatial maturity and spawning patterns	Improve simulation of recruitment variability and parameterization of recruitment distribution in the Operating Model	Reproduction	Recruitment strength and variability
3. Biological parameterization and validation for growth projections	Identification and application of markers for growth pattern evaluation	Improve simulation of variability and allow for scenarios investigating climate change	Growth	Evaluation of somatic growth variation as a driver for changes in size-at-age
	Environmental influences on growth patterns			
	Dietary influences on growth patterns and physiological condition			
1. Fishery parameterization	Experimentally-derived DMRs	Improve estimates of stock productivity	Mortality and survival assessment	Discard mortality rate estimate: recreational fishery



D. External funding received during the IPHC 5-Year Biological and Ecosystem Science Research Plan (2017-21):

Project #	Grant agency	Project name	PI	Partners	IPHC Budget (\$US)	Management implications	Grant period
1	Saltonstall-Kennedy NOAA	Improving discard mortality rate estimates in the Pacific halibut by integrating handling practices, physiological condition and post-release survival (NOAA Award No. NA17NMF4270240)	IPHC	Alaska Pacific University	\$286,121	Bycatch estimates	September 2017 – August 2020
2	North Pacific Research Board	Somatic growth processes in the Pacific halibut (<i>Hippoglossus stenolepis</i>) and their response to temperature, density and stress manipulation effects (NPRB Award No. 1704)	IPHC	AFSC-NOAA-Newport, OR	\$131,891	Changes in biomass/size-at-age	September 2017 – February 2020
3	Bycatch Reduction Engineering Program - NOAA	Adapting Towed Array Hydrophones to Support Information Sharing Networks to Reduce Interactions Between Sperm Whales and Longline Gear in Alaska	Alaska Longline Fishing Association	IPHC, University of Alaska Southeast, AFSC-NOAA	-	Whale Depredation	September 2018 – August 2019
4	Bycatch Reduction Engineering Program - NOAA	Use of LEDs to reduce Pacific halibut catches before trawl entrapment	Pacific States Marine Fisheries Commission	IPHC, NMFS	-	Bycatch reduction	September 2018 – August 2019
5	National Fish & Wildlife Foundation	Improving the characterization of discard mortality of Pacific halibut in the recreational fisheries (NFWF Award No. 61484)	IPHC	Alaska Pacific University, U of A Fairbanks, charter industry	\$98,902	Bycatch estimates	April 2019 – November 2021
6	North Pacific Research Board	Pacific halibut discard mortality rates (NPRB Award No. 2009)	IPHC	Alaska Pacific University,	\$210,502	Bycatch estimates	January 2021 – March 2022
7	Bycatch Reduction Engineering Program - NOAA	Gear-based approaches to catch protection as a means for minimizing whale depredation in longline fisheries (NA21NMF4720534)	IPHC	Deep Sea Fishermen's Union, Alaska Fisheries Science Center-NOAA, industry representatives	\$99,700	Mortality estimations due to whale depredation	November 2021 – October 2022
8	North Pacific Research Board	Pacific halibut population genomics (NPRB Award No. 2110)	IPHC	Alaska Fisheries Science Center-NOAA	\$193,685	Stock structure	December 2021- January 2024
Total awarded (\$)					\$1,020,801		



E. Publications in the peer-reviewed literature resulting from the IPHC 5-Year Biological and Ecosystem Science Research Plan (2017-21):

2020:

Fish, T., Wolf, N., Harris, B.P., Planas, J.V. A comprehensive description of oocyte developmental stages in Pacific halibut, *Hippoglossus stenolepis*. *Journal of Fish Biology*. 2020. 97: 1880-1885. [https://doi:10.1111/jfb.14551](https://doi.org/10.1111/jfb.14551).

2021:

Carpi, P., Loher, T., Sadorus, L., Forsberg, J., Webster, R., Planas, J.V., Jasonowicz, A., Stewart, I. J., Hicks, A. C. Ontogenetic and spawning migration of Pacific halibut: a review. *Rev Fish Biol Fisheries*. 2021. <https://doi.org/10.1007/s11160-021-09672-w>.

Kroska, A.C., Wolf, N., Planas, J.V., Baker, M.R., Smeltz, T.S., Harris, B.P. Controlled experiments to explore the use of a multi-tissue approach to characterizing stress in wild-caught Pacific halibut (*Hippoglossus stenolepis*). *Conservation Physiology* 2021. 9(1):coab001. <https://doi:10.1093/conphys/coab001>.

Loher, T., Bath, G. E., Wischniowsky, S. The potential utility of otolith microchemistry as an indicator of nursery origins in Pacific halibut (*Hippoglossus stenolepis*) in the eastern Pacific: the importance of scale and geographic trending. *Fisheries Research*. 2021. 243: 106072. <https://doi.org/10.1016/j.fishres.2021.106072>.

Lomeli, M.J.M., Wakefield, W.W., Herrmann, B., Dykstra, C.L., Simeon, A., Rudy, D.M., Planas, J.V. Use of Artificial Illumination to Reduce Pacific Halibut Bycatch in a U.S. West Coast Groundfish Bottom Trawl. *Fisheries Research*. 2021. 233: 105737. doi: [10.1016/j.fishres.2020.105737](https://doi.org/10.1016/j.fishres.2020.105737).

Sadorus, L., Goldstein, E., Webster, R., Stockhausen, W., Planas, J.V., Duffy-Anderson, J. Multiple life-stage connectivity of Pacific halibut (*Hippoglossus stenolepis*) across the Bering Sea and Gulf of Alaska. *Fisheries Oceanography*. 2021. 30:174-193. doi: <https://doi.org/10.1111/fog.12512>.

2022:

Fish, T., Wolf, N., Smeltz, T. S., Harris, B. P., and Planas, J. V. Reproductive Biology of Female Pacific Halibut (*Hippoglossus stenolepis*) in the Gulf of Alaska. *Frontiers in Marine Science* 2022. 9:801759. doi: 10.3389/fmars.2022.801759.

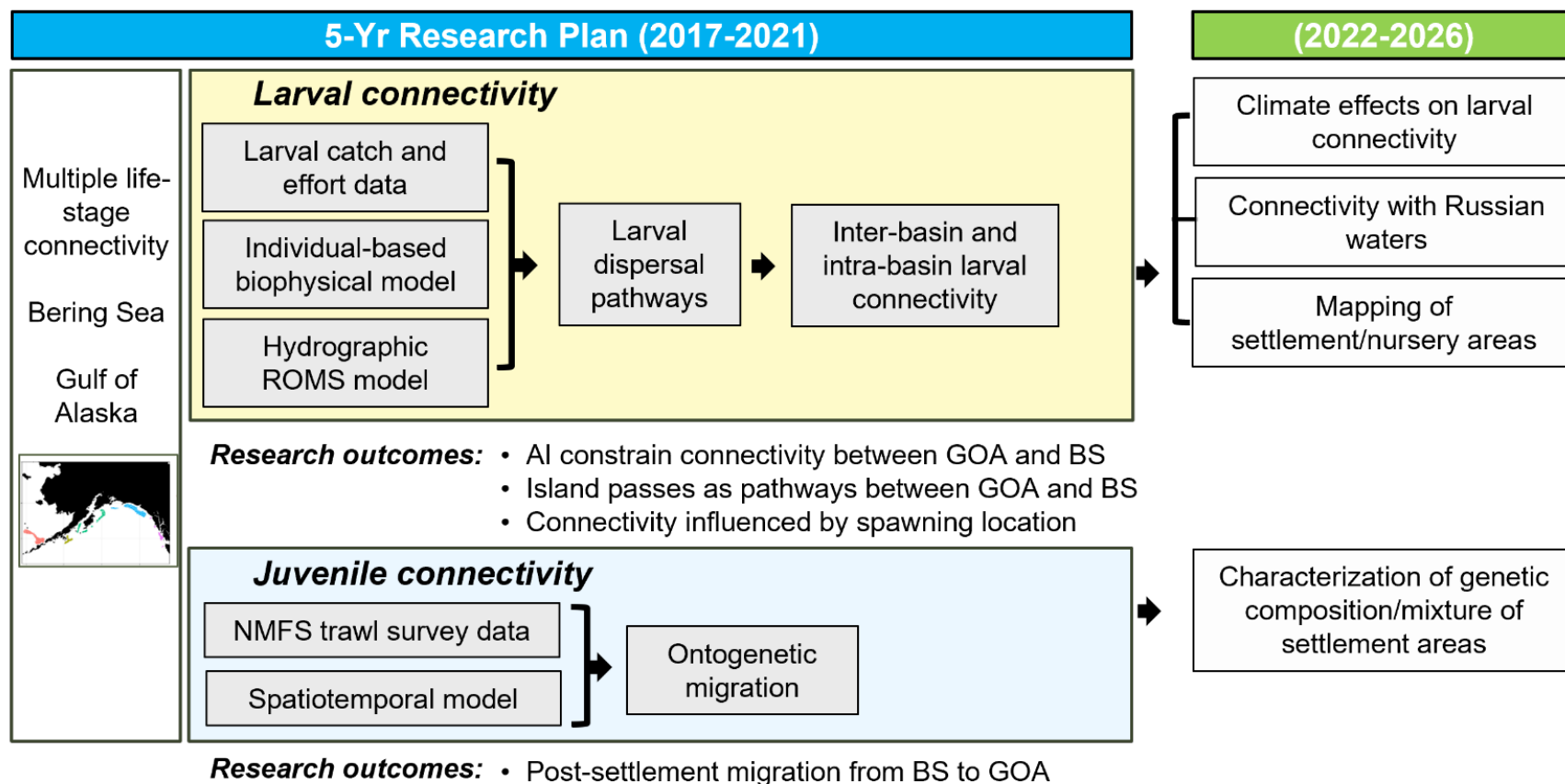
Jasonowicz, A.C., Simeon, A., Zahm, M., Cabau, C., Klopp, C., Roques, C., Iampietro, C., Lluch, J., Donnadieu, C., Parrinello, H., Drinan, D.P., Hauser, L., Guiguen, Y., Planas, J.V. Generation of a chromosome-level genome assembly for Pacific halibut (*Hippoglossus stenolepis*) and characterization of its sex-determining genomic region. *Molecular Ecology Resources*. 2022. In Press. doi: <https://doi.org/10.1111/1755-0998.13641>.

Loher, T., Dykstra, C.L., Hicks, A., Stewart, I.J., Wolf, N., Harris, B.P., Planas, J.V. Estimation of postrelease longline mortality in Pacific halibut using acceleration-logging tags. *North American Journal of Fisheries Management*. 2022. 42: 37-49. DOI: <https://dx.doi.org/10.1002/nafm.10711>.



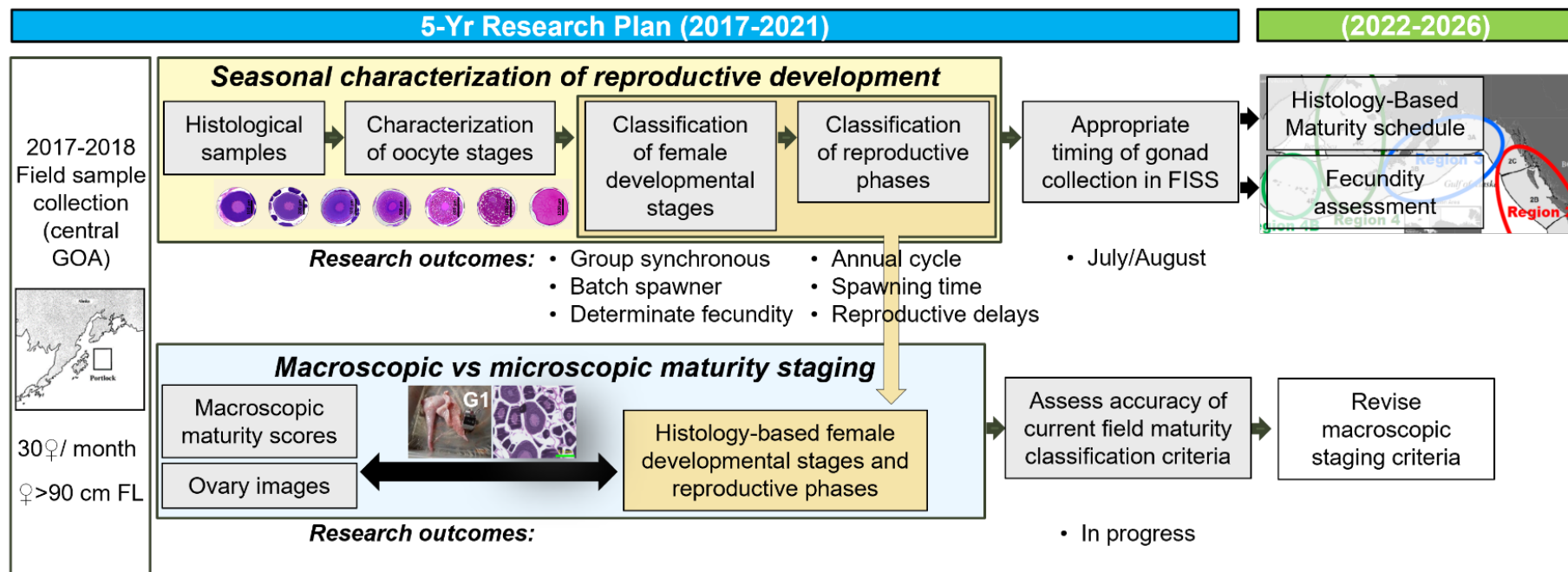
F. Flow chart of progress resulting from the IPHC 5-Year Biological and Ecosystem Science Research Plan (2017-21) by research area leading to the IPHC 5-Year Program of Integrated Research and Monitoring (2022-2026)

1. Migration and Distribution





2. Reproduction



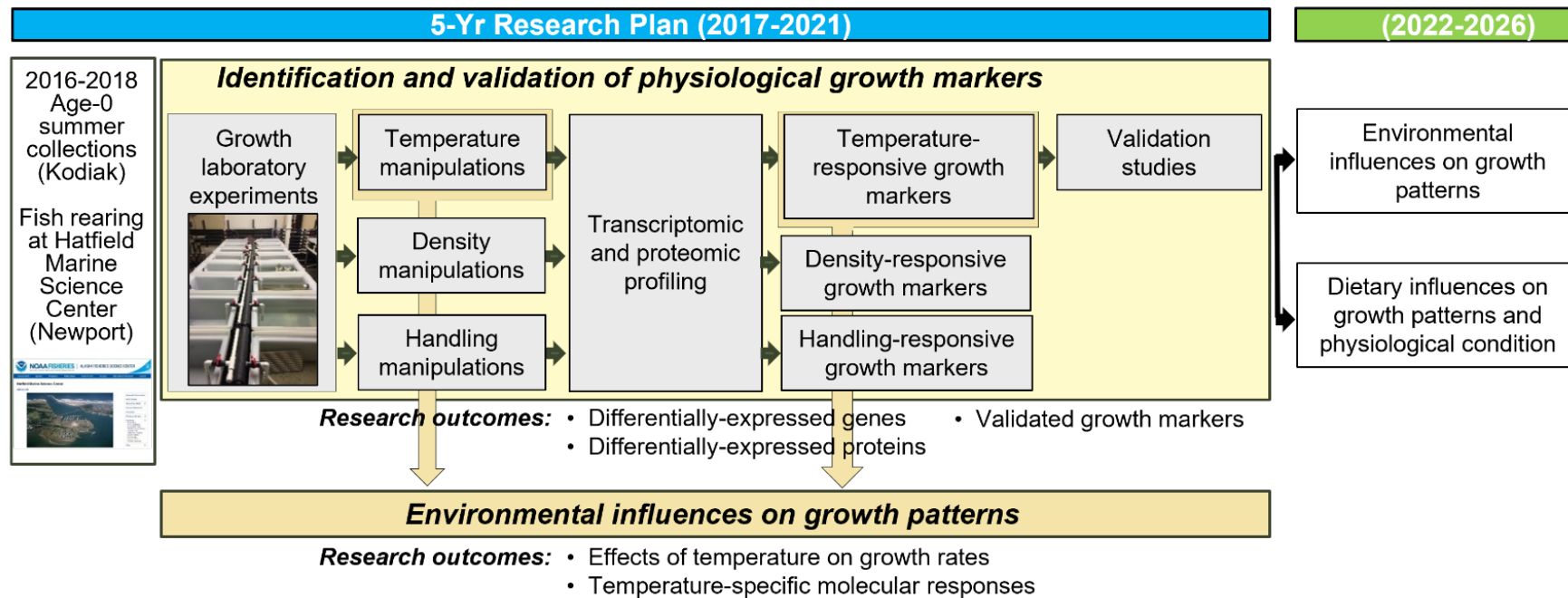
Staff involved: Teresa Fish, MSc APU (2018-2020), Crystal Simchick, Ian Stewart, Allan Hicks, Josep Planas

Funding: IPHC (2018-2020)

Publications (2): Fish et al. (2020) *J. Fish Biol.* **97**: 1880–1885 ; Fish et al. (2022) *Front. Mar. Sci.* 9:801759



3. Growth



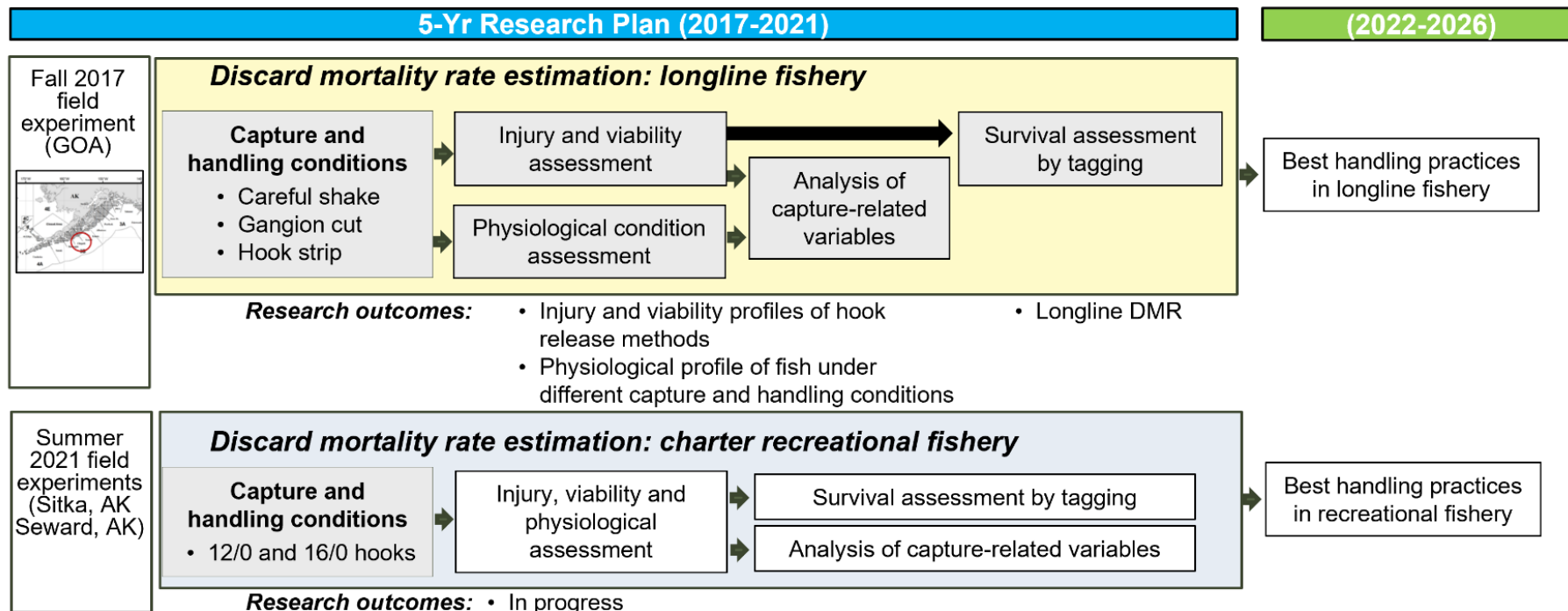
Staff involved: Andy Jasonowicz, Crystal Simchick, Josep Planas

Funding: NPRB Grant#1704 (Sept. 2017-Feb. 2020)

Publications: Planas et al. (in preparation)



4. Mortality and Survival Assessment



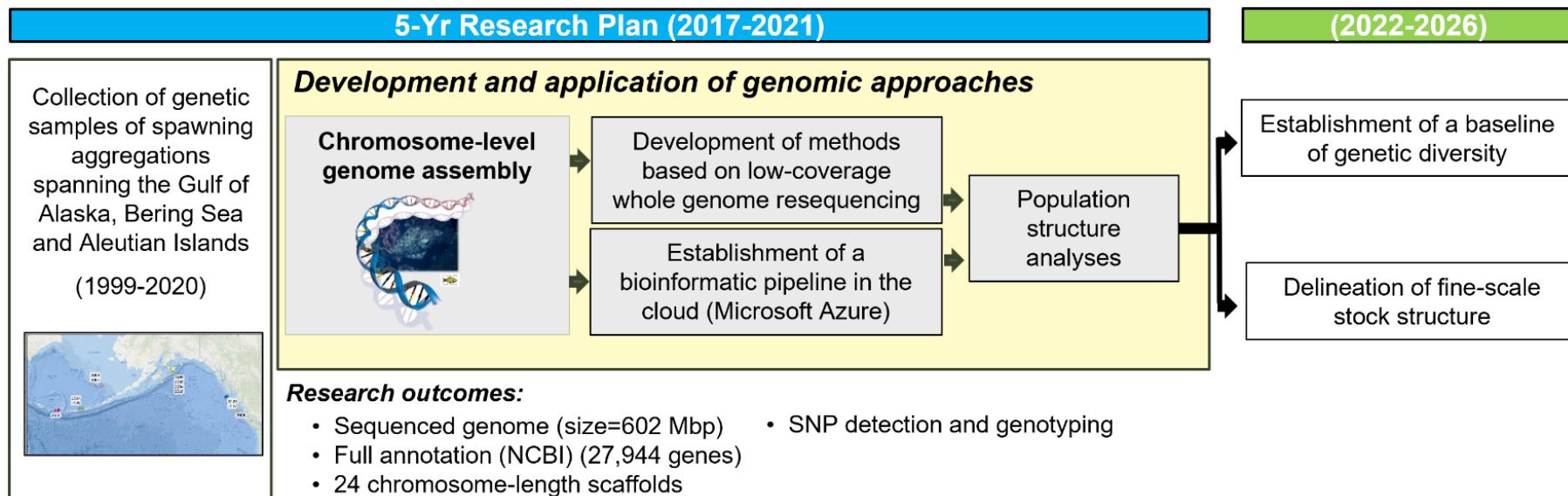
Staff involved: Claude Dykstra, Allan Hicks, Ian Stewart, Josep Planas

Funding (3): Saltonstall-Kennedy NOAA (Sept. 2017-Aug. 2020); NFWF (Apr. 2019-Nov. 2021); NPRB#2009 (Jan. 2021-Mar. 2022)

Publications (2): Kroska et al. (2021) *Conserv. Physiol.*; Loher et al. (2022) *North Amer. J. Fish. Manag.* 42: 37-49



5. Genetics and Genomics



Staff involved: Andy Jasonowicz, Josep Planas

Funding: IPHC, NPRB#2110

Publications: Jasonowicz et al. (2022) *Mol. Ecol. Resour.* (In Review)



APPENDIX II

Proposed schedule of outputs

	2022	2023	2024	2025	2026
Biology and Ecology					
Migration and population dynamics					
Reproduction					
Growth					
Mortality and survival assessment					
Fishing technology					
Stock Assessment					
Management Strategy Evaluation					
Monitoring					



APPENDIX III

Proposed schedule of funding and staffing indicators: Biology and Ecology

Research areas	Research activities	Required FTEs/Year	IPHC FTEs/Year	2022	2023	2024	2025	2026	IPHC Funds	Grant Funds
Migration and Population Dynamics	Larval and juvenile connectivity and early life history studies	0.45	0.45		RB1	RB2			Yes	NPRB #2100
	Population structure	0.4	0.8		RB1				No	NPRB #2110
	Adult migration and distribution	0.4							No	NPRB #2110
	Close-kin mark-recapture studies	1	0						No	Planned
	Seascape genomics	1	0						No	Planned
	Genome-wide association analyses	1	0						No	Planned
	Genomic-based aging methods	1	1		RS 1				Yes	No
Reproduction	Maturity-at-age estimations	0.75	0						Yes	No
	Fecundity assessment	0.5	0.25			RB4	RS 2		Yes	No
	Examination of accuracy of current field macroscopic maturity classification	0.25							Yes	No
	Sex ratio of current commercial landings	0.5	0.75	LT					Yes	No
	Recruitment strength and variability	0.5	0				RS 2		Yes	Planned
Growth	Environmental influences on growth patterns	0.5	0.5			MSc student			No	Planned
	Dietary influences on growth patterns and physiological condition	0.5	0.2			RB3			No	Planned
Mortality and survival assessment	Discard mortality rate estimate: recreational fishery	0.5	1						No	NPRB #2009
	Best handling practices: recreational fishery	0.5		RB 3					No	NPRB #2009
	Whale depredation accounting and tools for avoidance	0.5							No	BREP
	Biological interactions with fishing gear	0.5							No	BREP

IPHC staff (Planned):

RS1: Research Scientist 1(PhD; Life History Modeler I). Full time temporary position (100% research;

RS2: Research Scientist 1(PhD; Life History Modeler II). Full time temporary position (100% research;

RB1: Research Biologist 1 (Geneticist; MSc). Full time temporary position (until April 2022; 1 FTE). 55% of salary covered by Grant NPRB#2110.

RB2: Research Biologist 2 (Early Life History; MSc). Full time permanent position (40% research; 0.4 FTE)

RB3: Research Biologist 3 (DMR; MSc). Full time permanent position (100% research; 1 FTE)

RB4: Research Biologist 4 (Maturity and Fecundity; MSc). Full time permanent position (100% research; 1 FTE)

LT: Laboratory Technician (MSc). Full time temporary position (100% research; 1 FTE)



IPHC Fishery-Independent Setline Survey (FISS) design and implementation in 2022

PREPARED BY: IPHC SECRETARIAT (K. UALESI, C. JONES, R. RILLERA, T. JACK; 26 OCTOBER 2022)

PURPOSE

To provide a summary of the IPHC Fishery-Independent Setline Survey (FISS) design and implementation in 2022.

BACKGROUND

The annual IPHC Fishery-Independent Setline Survey (FISS) of the Pacific halibut stock was augmented from 2014-2019 with expansion stations that filled in gaps in coverage in the annual FISS. Prior to 2020, the standard grid of stations comprised 1,200 stations. Following the completion in 2019, expansion stations were added to the standard grid in all IPHC Regulatory Areas, now totaling 1,890 stations for the full FISS design (Fig. 1), within the prescribed depth range of 18 to 732 metres (10 to 400 fathoms).

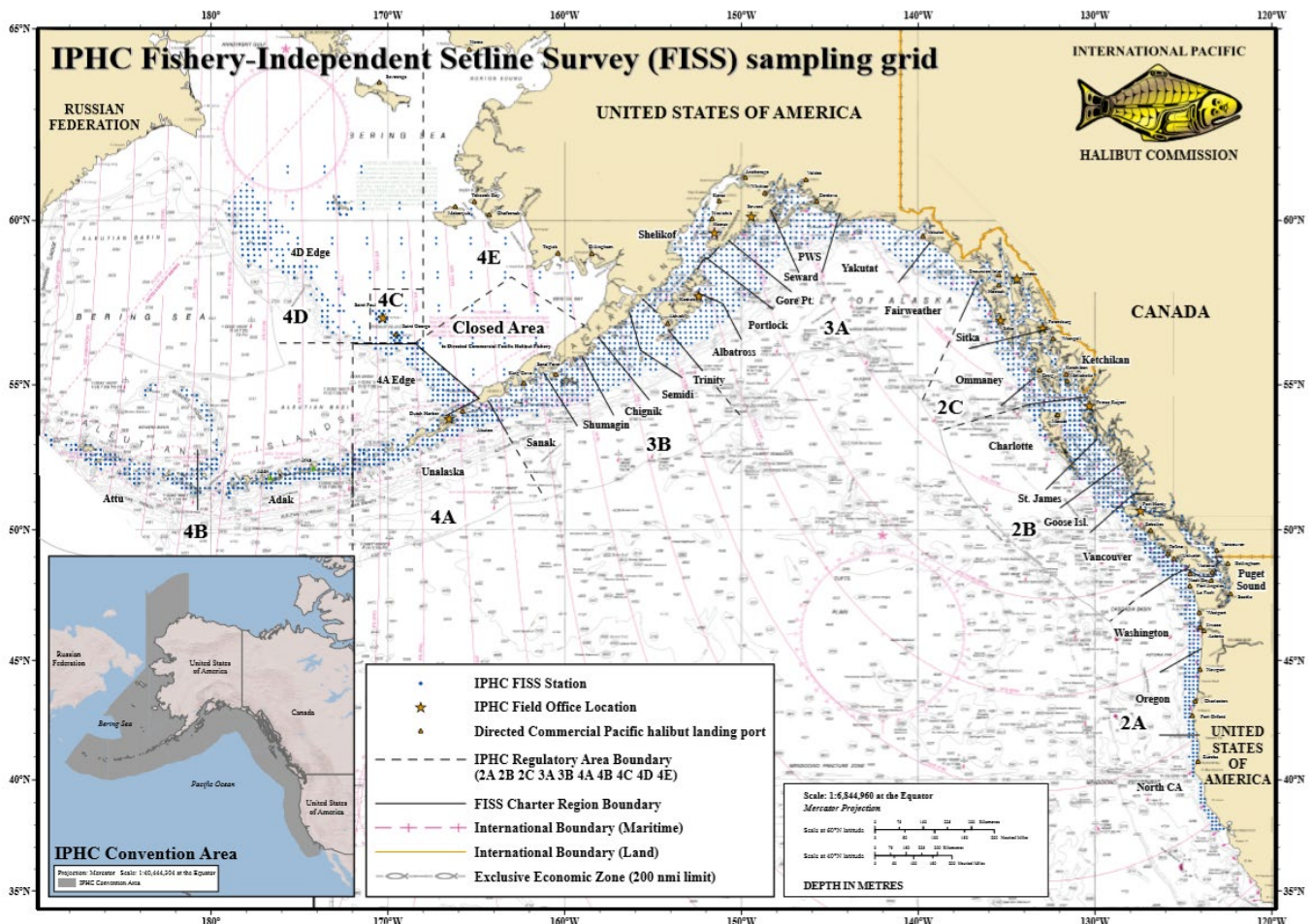


Figure 1. IPHC Fishery-Independent Setline Survey (FISS) with full sampling grid shown.

Prior to 2019, only fixed gear was used to fish FISS sets. With increasing use of snap gear in the commercial fishery, this restriction has limited the number of vessels available for the FISS. Further, any differences between snap and fixed gears (including catch rate differences and differences in fishing locations) may affect our understanding of trends in commercial fishery indices. This has motivated the need for a study comparing the two gear types with this work being done in 2019, 2020,

and again in 2021. While no study was completed in 2022, we recognize the increased use of snap gear and hope to continue the fixed vs snap gear comparison in the future.

Beginning in 2019, individual weight data were collected coastwide from Pacific halibut caught on the FISS to eliminate questions that have arisen regarding the accuracy of estimates that depend on these weights, including weight per unit effort (WPUE) indices of density. Data from IPHC collections from commercial landings and other sources had provided evidence that the current standard length-net weight curve used for estimating Pacific halibut weights on the FISS may have been over-estimating weights on average in most IPHC Regulatory Areas, and that the relationship between weight and length may vary spatially.

2022 FISS design

At the 97th Session of the IPHC Interim Meeting (IM097), the Commission recommended a FISS design for 2022 that included 1,188 stations coastwide (Fig. 2). The design comprised sampling of subareas within IPHC Regulatory Areas 2A, 2B, 3A, 3B, 4A, 4B and 4CDE intended to reduce potential bias (relative to historical observed changes year-to-year) and to achieve a level of precision comparable to or better than recent setline surveys. 2022 sampling in IPHC Regulatory Area 2C included random subsampling from the full design in IPHC charter region Ketchikan while sampling in IPHC charter regions Ommaney & Sitka included 100% of the full FISS design.

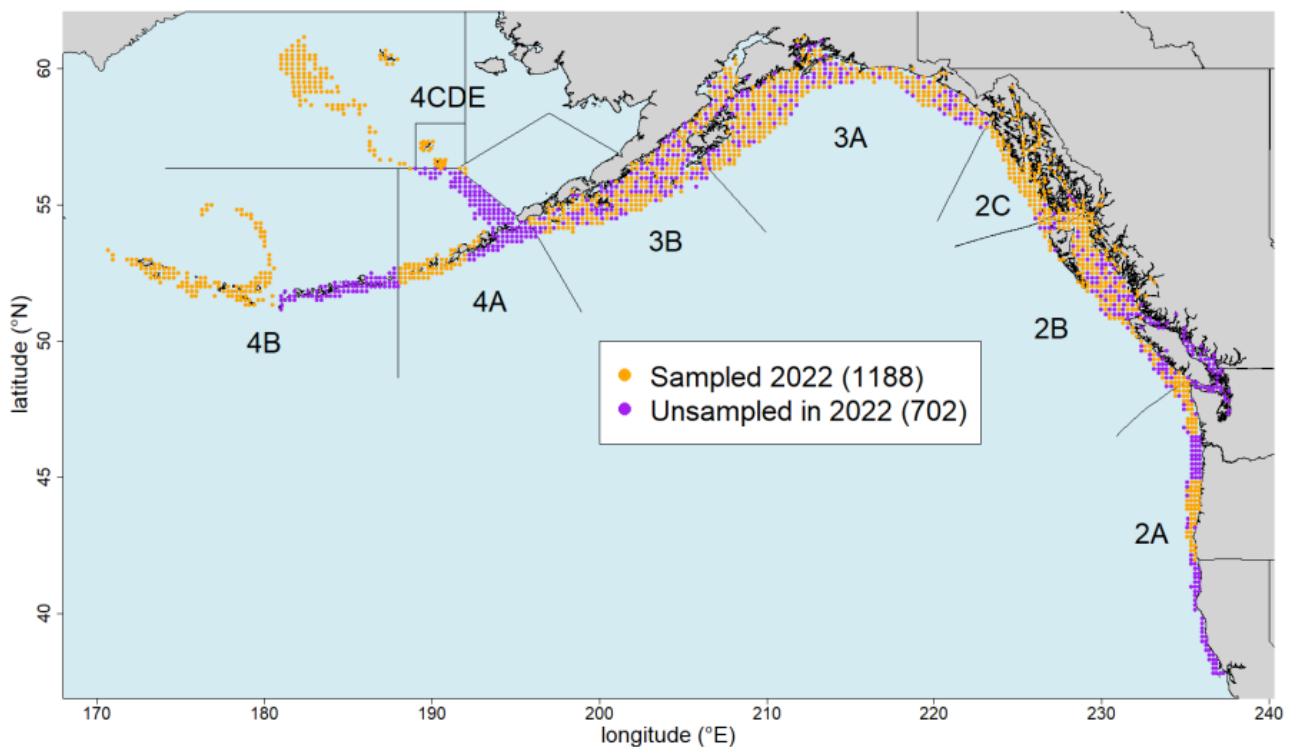


Figure 2. Map of the 2022 FISS design endorsed by the Commission on 1 December 2021. (IPHC-2021-IM097) Purple circles were not sampled in 2022

At the 98th Session of the IPHC Annual Meeting ([IPHC-2022-AM098-R](#)), the Commission:

(para. 38) “**RECALLED** the IM097 endorsement of the FISS design options for 2022 ([Appendix IVa and b](#)) and provisional endorsement of the proposed designs for 2023 and 2024 ([Appendix V](#)) ([IPHC-2021-IM097-R](#), paras. 31, 32), and made no further amendments at AM098.”

[IPHC-2021-IM097-R](#), para. 31 “The Commission **ENDORSED** optimized design 1 for the 2022 FISS, with full sampling in IPHC Regulatory Area 4CDE ([Appendix IV](#)), and optimized design 2, reduced sampling in IPHC Regulatory Area 4CDE ([Appendix V](#)), as an alternative if necessary...”

(para. 38) “The Commission **NOTED** that the endorsed FISS design for 2022 may undergo further modification depending on the outcome of the 2022 request for tender process, as well as unforeseen in-season logistical issues that IPHC contracted vessels may encounter throughout 2022 (e.g. weather, mechanical).”

MATERIALS AND METHODS

The IPHC’s FISS design encompasses nearshore and offshore waters of the IPHC Convention Area ([Fig. 1](#)). The IPHC Regulatory Areas are divided into 29 charter regions, each requiring between 10 and 46 charter days to complete. FISS stations are located at the intersections of a 10 nmi by 10 nmi square grid within the depth range occupied by Pacific halibut during summer months (18 – 732 m [10 – 400 fm]). Figure 2 depicts the 2022 FISS station positions, and IPHC Regulatory Areas.

Fishing vessels are chosen through a competitive bid process where up to four (4) charter regions per vessel may be awarded and typically 10-15 vessels are chosen. In 2022, the process has been clearly documented on the IPHC website for accountability and transparency purposes: <https://www.iphc.int/management/science-and-research/fishery-independent-setline-survey-fiss/62-fiss-vessel-recruiting>.

In 2022, 9 vessels were chartered to complete the FISS, as detailed in [Media Release 2022-007: Notification of IPHC Fishery-Independent Setline Survey \(FISS\) 2022 Contract Awards](#).

Sampling protocols

IPHC Setline Survey Specialists (Field) collected data according to protocols established in the 2022 FISS Sampling Manual ([IPHC-2022-VSM01](#)).

Sampling challenges - 2022

Of the 1,196 FISS stations planned for the 2021 FISS season (1,188 stations plus eight (8) rockfish index stations in Washington), 862 (72%) were effectively sampled.

Not sampled: A total of 289 initially planned stations were not sampled in 2022. There were challenges with vessel recruitment this season due to 1) increased sablefish quota availability; 2) several vessels transitioning to snap-gear; 3) vessel maintenance; and 4) challenges with vessel crew recruitment.

Due to the challenges with vessel recruitment, the following stations within IPHC charter regions were not sampled: Gore Point (35 stations), Semidi (27 stations), Chignik (35 stations), Shumagin (26 stations), and 4CDE North (40 stations), Attu (61 stations), Portlock (27 stations), Shelikof (9 stations), Ketchikan (12 stations) and Ommaney (12 stations).

In addition, two (2) stations in Sitka were unsampled as they were within Glacier Bay National Park and we were not permitted to complete these stations within the park this year by NOAA. Two (2) stations in Yakutat were unsampled due to the presence of sea ice restricting the vessel’s access. One (1) station in Unalaska was also not sampled due to poor weather and tides.

Ineffective stations: Coastwide, forty-five (45) stations were deemed ineffective due to Orca depredation (n=16), Sperm whale depredation (n=15), gear soak time (n=4), shark predation (n=1), sand flea activity (n=1), station moved > 3nmi (n=1), and setting and gear issues (n=7).



Bait (*Chum salmon*)

The minimum quality requirement for FISS bait is No. 2 semi-bright (Alaska Seafood Marketing Institute grades A through E), headed and gutted, and individually quick-frozen chum salmon. Bait usage is based on 0.17 kilograms (0.37 pounds) per hook resulting in approximately 136 kilograms (300 pounds) per eight skate station. Bait quality was monitored and documented throughout the season and found to meet the standard as described above.

Pre-season: In September 2021 ([IPHC Media Release 2021-025](#)), the Secretariat made pre-season bait purchases of approximately 102 tonnes (225,600 lbs) to ensure a smooth start to the 2022 FISS, and to take advantage of advance purchase prices.

RESULTS

Interactive views of the FISS results are provided via the IPHC website and can be found here once published:

<https://www.iphc.int/data/setline-survey-catch-per-unit-effort>

As in previous years, legal-sized (O32) Pacific halibut that were caught on FISS stations and sacrificed in order to obtain biological data were retained and sold. In addition, beginning in 2020, sub-legal (U32) Pacific halibut that were caught and randomly selected for otolith sampling were also retained and sold. This helps to offset costs of the FISS. FISS vessels also retained for sale incidentally captured rockfish (*Sebastes spp.*) and Pacific cod (*Gadus macrocephalus*). These species were retained because they rarely survive the barotrauma resulting from capture. Most vessel contracts provided the vessel a lump sum payment, along with a 10% share of the Pacific halibut proceeds and a 50% share of the incidental catch proceeds.

The 2022 FISS chartered 8 commercial longline vessels (four Canadian and four USA) during a combined 49 trips and 513 charter days ([Tables 1](#)). Otoliths were removed from 10,308 fish coastwide. Approximately 188 tonnes (414,000 pounds) of Pacific halibut, 31 tonnes (69,200 pounds) of Pacific cod, and 32 tonnes (71,400 pounds) of rockfish were landed from the FISS stations.

Table 1a. Effort and landing summary by FISS charter region and vessel for all 2022 stations and all Pacific halibut (sampled U32 and all O32).

IPHC Regulatory Area	Charter Region	Vessel	Vessel Number ¹	Charter Days ²	Planned Stations	Effective Stations ³	Pacific halibut Sold (t) ⁴	Pacific halibut Sold (lb) ⁴	Average Price USD/kg ⁵	Average Price USD/lb ⁵
2A	Oregon	<i>Pacific Surveyor</i>	947061	20	43	42	2	4,172	\$13.24	\$6.00
2A	Washington	<i>Pacific Surveyor</i>	947061	16	37	37	4	8,076	\$11.92	\$5.40
2B	Charlotte Goose	<i>Bold Pursuit</i>	99997	35	75	72	20	43,957	\$19.93	\$9.04
2B	Island	<i>Bold Pursuit</i>	99997	17	32	32	11	23,382	\$20.02	\$9.08
2B	St. James	<i>Pender Isle</i>	27282	20	36	36	12	26,241	\$19.73	\$8.95
2B	Vancouver	<i>Bold Pursuit</i>	99997	18	31	31	7	14,630	\$19.59	\$8.89
2C	Ketchikan	<i>Vanisle</i>	21912	21	35	23	7	16,142	\$15.49	\$7.02
2C	Ommaney	<i>Vanisle</i>	21912	23	52	36	27	58,911	\$15.78	\$7.16
2C	Sitka	<i>Vanisle</i>	21912	32	52	46	22	48,728	\$16.88	\$7.66

3A	Albatross	<i>Devotion</i>	42892	23	35	32	14	31,077	\$17.00	\$7.71
3A	Fairweather	<i>Pender Isle</i>	27282	14	26	26	7	14,508	\$17.11	\$7.76
3A	Portlock Prince William Sound	<i>Star Wars II</i>	99997	8	13	12	2	4,562	\$13.45	\$6.10
3A		<i>St. Nicholas</i>	45399	35	39	38	8	18,625	\$16.25	\$7.94
3A	Seward	<i>St. Nicholas</i>	45399	26	35	32	5	11,832	\$17.52	\$7.94
3A	Shelikof	<i>Star Wars II</i>	99997	17	36	35	5	10,201	\$13.88	\$6.30
3A	Yakutat	<i>Pender Isle</i>	27282	26	55	51	10	23,080	\$16.41	\$7.44
3B	Sanak	<i>Star Wars II</i>	99997	25	49	45	7	16,402	\$15.08	\$6.84
3B	Trinity	<i>Devotion</i>	42892	14	27	26	7	15,267	\$17.06	\$7.74
4A	Unalaska	<i>Devotion</i>	42892	39	59	50	4	8,393	\$15.02	\$6.81
4B	Adak	<i>Kema Sue</i>	41033	32	45	44	1	2,703	\$15.22	\$6.90
4B	Attu	<i>Kema Sue</i>	41033	10	24	22	1	2,212	\$15.22	\$6.90
4C	4CDE South	<i>Kema Sue</i>	41033	8	20	18	2	3,951	\$15.08	\$6.84
4D	4CDE Central	<i>Kema Sue</i>	41033	19	40	38	2	3,684	\$14.99	\$6.80
4D	4CDE South	<i>Kema Sue</i>	41033	14	37	35	2	3,310	\$15.08	\$6.84
Closed Area	4CDE	<i>Kema Sue</i>	41033	1	3	3	0	0	-	-
Total		8 Vessels		513	936	862	188	414,046	\$17.01	\$7.72

1 Canada: Vessel Registration Number and USA: ADF&G vessel number.

2 Days are estimated - some vessels fished two charter regions in one day.

3 Stations that did not meet setting parameters or deemed ineffective are excluded.

4 Net weight (head-off, dressed, washed). May not sum to correct total due to rounding.

5 Ex-vessel price.

Table 1b. Effort and landing summary by FISS charter region and vessel for all 2022 stations and O32 Pacific halibut.

IPHC Regulatory Area	Charter Region	Vessel	Vessel Number ¹	Charter Days ²	Planned Stations	Effective Stations ³	Pacific halibut Sold (t) ⁴	Pacific halibut Sold (lb) ⁴	Average Price USD/kg ⁵	Average Price USD/lb ⁵
2A	Oregon	<i>Pacific Surveyor</i>	947061	20	43	42	2	3,716	\$13.78	\$6.25
2A	Washington	<i>Pacific Surveyor</i>	947061	16	37	37	2	5,407	\$12.90	\$5.85
2B	Charlotte Goose Island	<i>Bold Pursuit</i>	99997	35	75	72	19	42,187	\$19.99	\$9.07
2B	St. James	<i>Bold Pursuit</i>	99997	17	32	32	10	22,778	\$20.06	\$9.10
2B	Vancouver	<i>Pender Isle</i>	27282	20	36	36	12	25,836	\$19.75	\$8.96
2B		<i>Bold Pursuit</i>	99997	18	31	31	6	14,051	\$19.64	\$8.91
2C	Ketchikan	<i>Vanisle</i>	21912	21	35	23	7	15,568	\$15.51	\$7.04
2C	Ommaney	<i>Vanisle</i>	21912	23	52	36	26	57,462	\$15.80	\$7.17
2C	Sitka	<i>Vanisle</i>	21912	32	52	46	21	46,404	\$16.90	\$7.67
3A	Albatross	<i>Devotion</i>	42892	23	35	32	13	29,458	\$17.00	\$7.71
3A	Fairweather	<i>Pender Isle</i>	27282	14	26	26	6	14,069	\$17.12	\$7.77
3A	Portlock	<i>Star Wars II</i>	99997	8	13	12	2	4,459	\$13.50	\$6.12

3A	Prince William Sound	St. Nicholas	45399	35	39	38	8	18,546	\$16.25	\$7.37
3A	Seward	St. Nicholas Star	45399	26	35	32	5	11,587	\$17.51	\$7.94
3A	Shelikof	Wars II Pender Isle	99997	17	36	35	4	9,899	\$13.93	\$6.32
3A	Yakutat	Star Wars II	27282	26	55	51	10	21,762	\$16.41	\$7.44
3B	Sanak	Wars II	99997	25	49	45	6	14,086	\$15.18	\$6.88
3B	Trinity	Devotion	42892	14	27	26	7	14,467	\$17.06	\$7.74
4A	Unalaska	Devotion	42892	39	59	50	3	6,589	\$15.30	\$6.94
4B	Adak	Kema Sue	41033	32	45	44	1	2,591	\$15.23	\$6.91
4B	Attu	Kema Sue	41033	10	24	22	1	2,120	\$15.23	\$6.91
4C	4CDE South	Kema Sue	41033	8	20	18	1	2,967	\$15.17	\$6.88
4D	4CDE Central	Kema Sue	41033	19	40	38	1	2,803	\$15.17	\$6.88
4D	4CDE South	Kema Sue	41033	14	37	35	1	2,469	\$15.44	\$7.00
Closed Area	4CDE	Kema Sue	41033	1	3	3	0	0	-	-
		8								
Total		Vessels		513	936	862	177	391,281	\$17.13	\$7.77

1 Canada: Vessel Registration Number and USA: ADF&G vessel number.

2 Days are estimated - some vessels fished two charter regions in one day.

3 Stations that did not meet setting parameters or deemed ineffective are excluded.

4 Net weight (head-off, dressed, washed). May not sum to correct total due to rounding.

5 Ex-vessel price.

Table 1c. Effort and landing summary by FISS charter region and vessel for all 2022 stations and sampled U32 Pacific halibut.

IPHC Regulatory Area	Charter Region	Vessel	Vessel Number ¹	Charter Days ²	Planned Stations	Effective Stations ³	Pacific halibut Sold (t) ⁴	Pacific halibut Sold (lb) ⁴	Average Price USD/kg ⁵	Average Price USD/lb ⁵
2A	Oregon	Pacific Surveyor	947061	20	43	42	0	456	\$8.82	\$4.00
2A	Washington	Pacific Surveyor	947061	16	37	37	1	2,669	\$9.91	\$4.50
2B	Charlotte	Bold Pursuit	99997	35	75	72	1	1,770	\$18.50	\$8.39
2B	Goose Island	Bold Pursuit	99997	17	32	32	0	604	\$18.39	\$8.34
2B	St. James	Pender Isle	27282	20	36	36	0	405	\$18.39	\$8.34
2B	Vancouver	Bold Pursuit	99997	18	31	31	0	579	\$18.32	\$8.31
2C	Ketchikan	Vanisle	21912	21	35	23	0	574	\$14.79	\$6.71
2C	Ommaney	Vanisle	21912	23	52	36	1	1,449	\$15.07	\$6.83
2C	Sitka	Vanisle	21912	32	52	46	1	2,324	\$16.39	\$7.44
3A	Albatross	Devotion Pender	42892	23	35	32	1	1,619	\$17.03	\$7.73
3A	Fairweather	Isle Star	27282	14	26	26	0	439	\$16.67	\$7.56
3A	Portlock	Wars II	99997	8	13	12	0	103	\$11.10	\$5.03
3A	Prince William Sound	St. Nicholas	45399	35	39	38	0	79	\$16.25	\$7.37
3A	Seward	St. Nicholas Star	45399	26	35	32	0	245	\$17.66	\$8.01
3A	Shelikof	Wars II	99997	17	36	35	0	302	\$12.21	\$5.54

3A	Yakutat	<i>Pender Isle</i>	27282	26	55	51	1	1,318	\$16.53	\$7.50
3B	Sanak	<i>Star Wars II</i>	99997	25	49	45	1	2,316	\$14.50	\$6.58
3B	Trinity	<i>Devotion</i>	42892	14	27	26	0	800	\$17.07	\$7.74
4A	Unalaska	<i>Devotion</i>	42892	39	59	50	1	1,804	\$14.00	\$6.35
4B	Adak	<i>Kema Sue</i>	41033	32	45	44	0	112	\$14.82	\$6.72
4B	Attu	<i>Kema Sue</i>	41033	10	24	22	0	92	\$14.82	\$6.72
4C	4CDE South	<i>Kema Sue</i>	41033	8	20	18	0	984	\$14.82	\$6.72
4D	4CDE Central	<i>Kema Sue</i>	41033	19	40	38	0	881	\$14.42	\$6.54
4D	4CDE South	<i>Kema Sue</i>	41033	14	37	35	0	841	\$14.04	\$6.37
Closed Area	4CDE	<i>Kema Sue</i>	41033	1	3	3	0	0	-	-
Total		8 Vessels		513	936	862	10	22,765	\$15.05	\$6.83

1 Canada: Vessel Registration Number and USA: ADF&G vessel number.

2 Days are estimated - some vessels fished two charter regions in one day.

3 Stations that did not meet setting parameters or deemed ineffective are excluded.

4 Net weight (head-off, dressed, washed). May not sum to correct total due to rounding.

5 Ex-vessel price.

Vessels chartered by the IPHC delivered fish to 21 different ports (Tables 2). Fish sales were awarded based on obtaining a fair market price. When awarding sales, the Commission considered the price offered, the number of years that a buyer had been buying and marketing Pacific halibut, how fish were graded at the dock (including the determination of No. 2 and chalky Pacific halibut), and the promptness of settlements following deliveries. Individual sales were evaluated after each event to ensure that the buyer was meeting IPHC standards. Average prices increased from \$15.13/kg in 2021 to \$17.01/kg in 2022 (Tables 3). This represents a 12.4% increase in price.

Table 2a. FISS Pacific halibut landings by port for all Pacific halibut (sampled U32 and all O32), 2022^{1,2}.

Offload Port	Trips	Tonnes	Pounds	Total USD	Average Price (USD/kg)	Average Price (USD/lb)
Coos Bay	1	0	891	\$5,429.25	\$13.43	\$6.09
Dutch Harbor	10	13	29,137	\$199,997.80	\$15.13	\$6.86
Homer	3	5	10,043	\$66,356.68	\$14.57	\$6.61
Juneau	3	14	30,550	\$238,344.80	\$17.20	\$7.80
Ketchikan	4	18	40,356	\$284,053.50	\$15.52	\$7.04
King Cove	1	4	9,716	\$66,044.50	\$14.99	\$6.80
Kodiak	6	25	54,484	\$407,212.04	\$16.48	\$7.47
Neah Bay	1	1	2,816	\$15,689.39	\$12.28	\$5.57
Newport	2	1	3,281	\$19,619.75	\$13.18	\$5.98
Petersburg	4	12	26,121	\$180,374.30	\$15.22	\$6.91
Port Angeles	1	1	3,129	\$17,081.81	\$12.04	\$5.46
Port Hardy	5	18	39,176	\$355,343.60	\$20.00	\$9.07
Prince Rupert	5	26	56,333	\$506,381.92	\$19.82	\$8.99
Sand Point	1	1	1,802	\$12,006.50	\$14.69	\$6.66
Seward	7	12	27,037	\$207,521.95	\$16.92	\$7.68

Sitka	4	18	38,953	\$300,658.41	\$17.02	\$7.72
Tofino/Ucluelet	1	5	11,596	\$102,617.64	\$19.51	\$8.85
Valdez	1	2	5,098	\$36,960.50	\$15.98	\$7.25
Vancouver	1	1	1,105	\$10,121.68	\$20.19	\$9.16
Westport	1	1	2,131	\$10,876.25	\$11.25	\$5.10
Yakutat	4	9	20,291	\$152,182.50	\$16.53	\$7.50
Grand Total	66	188	391,624	\$3,194,874.77	\$17.01	\$7.72

¹ Net weight (head-off, dressed, washed).

² Prices based on net weight.

Table 2b. FISS Pacific halibut landings by port for O32 Pacific halibut, 2022^{1,2}.

Offload Port	Trips	Tonnes	Pounds	Total USD	Average Price (USD/kg)	Average Price (USD/lb)
Coos Bay	1	0	829	\$5,181.25	\$13.78	\$6.25
Dutch Harbor	10	11	23,946	\$166,024.63	\$15.29	\$6.93
Homer	3	4	9,815	\$65,041.12	\$14.61	\$6.63
Juneau	3	13	29,464	\$230,377.40	\$17.24	\$7.82
Ketchikan	4	18	39,940	\$281,217.50	\$15.52	\$7.04
King Cove	1	4	8,309	\$56,599.31	\$15.02	\$6.81
Kodiak	6	24	51,888	\$387,634.63	\$16.47	\$7.47
Neah Bay	1	1	1,948	\$11,526.95	\$13.05	\$5.92
Newport	2	1	2,887	\$18,043.75	\$13.78	\$6.25
Petersburg	4	11	24,854	\$172,152.05	\$15.27	\$6.93
Port Angeles	1	1	1,830	\$10,732.95	\$12.93	\$5.87
Port Hardy	5	17	38,316	\$348,144.65	\$20.03	\$9.09
Prince Rupert	5	25	54,351	\$489,790.50	\$19.87	\$9.01
Sand Point	1	1	1,370	\$9,630.50	\$15.50	\$7.03
Seward	7	12	26,713	\$204,966.75	\$16.92	\$7.67
Sitka	4	17	37,109	\$286,625.64	\$17.03	\$7.72
Tofino/Ucluelet	1	5	11,095	\$98,453.27	\$19.56	\$8.87
Valdez	1	2	5,098	\$36,960.50	\$15.98	\$7.25
Vancouver	1	0	1,090	\$9,994.19	\$20.21	\$9.17
Westport	1	1	1,629	\$9,387.19	\$12.70	\$5.76
Yakutat	4	9	18,800	\$141,000.00	\$16.53	\$7.50
Grand Total	66	177	391,281	\$3,039,484.73	\$17.13	\$7.77

¹ Net weight (head-off, dressed, washed).

² Prices based on net weight.

Table 2c. FISS Pacific halibut landings by port for sampled U32 Pacific halibut, 2022^{1,2}.

Offload Port	Trips	Tonnes	Pounds	Total USD	Average Price (USD/kg)	Average Price (USD/lb)
Coos Bay	1	0	62	\$248.00	\$8.82	\$4.00
Dutch Harbor	10	0	5,191	\$33,973.17	\$14.43	\$6.54
Homer	3	0	228	\$1,315.56	\$12.72	\$5.77
Juneau	3	0	1,086	\$7,967.40	\$16.17	\$7.34
Ketchikan	4	0	416	\$2,836.00	\$15.03	\$6.82
King Cove	1	1	1,407	\$9,445.19	\$14.80	\$6.71
Kodiak	6	1	2,596	\$19,577.41	\$16.63	\$7.54
Neah Bay	1	0	868	\$4,162.44	\$10.57	\$4.80
Newport	2	0	394	\$1,576.00	\$8.82	\$4.00
Petersburg	4	1	1,267	\$8,222.25	\$14.31	\$6.49
Port Angeles	1	1	1,299	\$6,348.86	\$10.78	\$4.89
Port Hardy	5	0	860	\$7,198.95	\$18.45	\$8.37
Prince Rupert	5	1	1,982	\$16,591.42	\$18.46	\$8.37
Sand Point	1	0	432	\$2,376.00	\$12.13	\$5.50
Seward	7	0	324	\$2,555.20	\$17.39	\$7.89
Sitka	4	1	1,844	\$14,032.77	\$16.78	\$7.61
Tofino/Ucluelet	1	0	501	\$4,164.37	\$18.33	\$8.31
Valdez	1	0	0	-	-	-
Vancouver	1	0	15	\$127.49	\$18.74	\$8.50
Westport	1	0	502	\$1,489.06	\$6.54	\$2.97
Yakutat	4	1	1,491	\$11,182.50	\$16.53	\$7.50
Grand Total	66	10	22,765	\$155,390.04	\$15.05	\$6.83

¹ Net weight (head-off, dressed, washed).

² Prices based on net weight.

Table 3a. FISS landings (total pounds and price) of all Pacific halibut (sampled U32 and all O32) by IPHC Regulatory Area in 2022¹.

IPHC Regulatory Area	2A	2B	2C	3A	3B	4A	4B	4C	4D	Closed Area	Total Weight and Average Price
Tonnes	6	49	56	52	14	4	2	2	3	0	188
Pounds	12,248	108,210	123,781	113,885	31,669	8,393	4,915	3,951	6,994	0	414,046
Price USD/kg	\$12.37	\$19.85	\$16.18	\$16.40	\$16.04	\$15.02	\$15.22	\$15.08	\$15.04	\$-	\$17.01
Price USD/lb	\$5.61	\$9.01	\$7.34	\$7.44	\$7.27	\$6.81	\$6.90	\$6.84	\$6.82	\$-	\$7.72

¹ Net weight (head-off, dressed, washed)

Table 3b. FISS landings (total pounds and price) of O32 Pacific halibut by IPHC Regulatory Area in 2022¹.

IPHC Regulatory Area	2A	2B	2C	3A	3B	4A	4B	4C	4D	Closed Area	Total Weight and Average Price
Tonnes	4	48	54	50	13	3	2	1	2	0	177
Pounds	9123	104,852	119,434	109,780	28,553	6,589	4,711	2,967	5,272	0	391,281
Price USD/kg	\$13.26	\$19.90	\$16.19	\$16.40	\$16.13	\$15.30	\$15.23	\$15.17	\$15.30	\$-	\$17.13
Price USD/lb	\$6.01	\$9.03	\$7.34	\$7.44	\$7.32	\$6.94	\$6.91	\$6.88	\$6.94	\$-	\$7.77

¹ Net weight (head-off, dressed, washed)

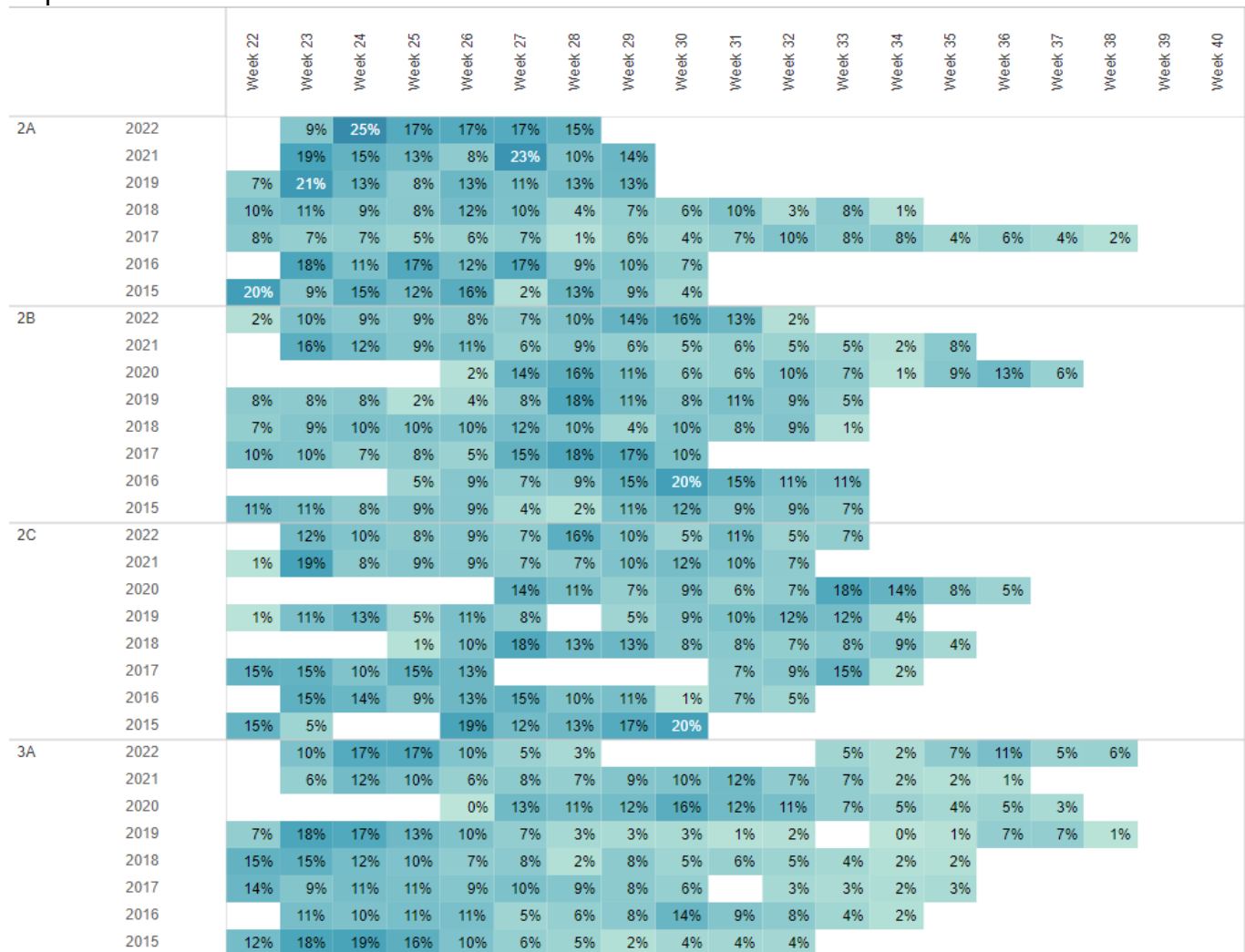
Table 3c. FISS landings (total pounds and price) of sampled U32 Pacific halibut by IPHC Regulatory Area in 2022¹.

IPHC Regulatory Area	2A	2B	2C	3A	3B	4A	4B	4C	4D	Closed Area	Total Weight and Average Price
Tonnes	1	2	2	2	1	1	0	0	1	0	10
Pounds	3125	3,358	4,347	4,105	3,116	1,804	204	984	1,722	0	22,765
Price USD/kg	\$9.75	\$18.44	\$15.74	\$16.36	\$15.16	\$14.00	\$14.82	\$14.82	\$14.24	\$ -	\$15.05
Price USD/lb	\$4.42	\$8.36	\$7.14	\$7.42	\$6.88	\$6.35	\$6.72	\$6.72	\$6.46	\$ -	\$6.83

¹ Net weight (head-off, dressed, washed)

FISS timing

Each year, the months of June, July, and August are targeted for FISS fishing. In 2022, this activity took place from 28 May through 16 September. On a coastwide basis, FISS vessel activity was highest in intensity at the beginning of the FISS season and declined early in August as boats finished their charter regions (Figure 8). All FISS activity was completed by mid-September.






Figure 8. Percent of the total FISS stations completed by IPHC Regulatory Area during each week of the year (2015-2022). Week 22 begins in late May or early June depending on the year.

RECOMMENDATION/S

That the RAB:

- 1) **NOTE** paper IPHC-2022-RAB023-06 which provides a summary of the IPHC Fishery-Independent Setline Survey (FISS) design and implementation in 2022.

APPENDICES

Nil.



2023-25 FISS design evaluation

PREPARED BY: IPHC SECRETARIAT (R. A. WEBSTER; 25 OCTOBER 2022)

PURPOSE

To present proposed designs for the IPHC's Fishery-Independent Setline Survey (FISS) for the 2023-25 period, and an evaluation of those designs, as reviewed and endorsed by the Scientific Review Board in June 2022 (SRB020).

BACKGROUND

The IPHC's Fishery-Independent Setline Survey (FISS) provides data used to compute indices of Pacific halibut density for use in monitoring stock trends, estimating stock distribution, and as an important input in the stock assessment. Stock distribution estimates are based on the annual mean weight per unit effort (WPUE) for each IPHC Regulatory Area, computed as the average of WPUE of all Pacific halibut and for O32 (greater than or equal to 32" or 81.3cm in length) Pacific halibut estimated at each station in an area. Mean numbers per unit effort (NPUE) is used to index the trend in Pacific halibut density for use in the stock assessment models.

FISS history 1993-2019

The IPHC has undertaken FISS activity since the 1960s. However, methods were not standardized to a degree (e.g., the bait and gear used) that allows for simple combined analyses until 1993. From 1993 to 1997, the annual design was a modification of a design developed and implemented in the 1960s, and involved fishing triangular clusters of stations, with clusters located on a grid ([IPHC 2012](#)). Coverage was limited in most years and was generally restricted to IPHC Regulatory Areas 2B through 3B. The modern FISS design, based on a grid with 10 nmi (18.5 km) spacing, was introduced in 1998, and over the subsequent two years was expanded to include annual coverage in parts of all IPHC Regulatory Areas within the depth ranges of 20-275 fathoms (37-503 m) in the Gulf of Alaska and Aleutian Islands, and 75-275 fathoms (137-503 m) in the Bering Sea ([IPHC 2012](#)). Annually-fished stations were added around islands in the Bering Sea in 2006, and in the same year, a less dense grid of paired stations was fished in shallower waters of the southeastern Bering Sea, providing data for a calibration with data from the annual National Marine Fishery Service (NMFS) bottom trawl survey (Webster et al. 2020).

Through examination of commercial logbook data and information from other sources, it became clear by 2010 that the historical FISS design had gaps in coverage of Pacific halibut habitat that had the potential to lead to bias in estimates derived from its data. These gaps included deep and shallow waters outside the FISS depth range (0-20 fathoms and 275-400 fathoms), and unsurveyed stations on the 10 nmi grid within the 20-275 fathom depth range within each IPHC Regulatory Area. This led the IPHC Secretariat to propose expanding the FISS to provide coverage of the unsurveyed habitat with United States and Canadian waters. In 2011 a pilot expansion was undertaken in IPHC Regulatory Area 2A, with stations on the 10 nmi grid added to deep (275-400 fathoms) and shallow (10-20 fathoms) waters, the Salish Sea, and other, smaller gaps in coverage. (The 10 fathom limit in shallow waters was due to logistical difficulties in standardized fishing of longline gear in shallower waters.) A second expansion in IPHC Regulatory Area 2A was completed in 2013, with a pilot California survey between latitudes of 40-42°N.

The full expansion program began in 2014 and continued through 2019, resulting in the sampling of the entire FISS design of 1890 stations in the shortest time logistically possible. The FISS expansion program allowed us to build a consistent and complete picture of Pacific halibut density throughout its range in Convention waters. Sampling the full FISS design has reduced bias as noted above, and, in conjunction with space-time modelling of survey data (see below), has improved precision and fully quantified the uncertainty associated with estimates based on partial annual sampling of the species range. It has also provided us with a complete set of observations over the full FISS design ([Figure 1](#)) from which an optimal subset of stations can be selected when devising annual FISS designs. This station selection process began in 2019 for the 2020 FISS and continues with the current review of design proposals for 2023-25. Note that in the Bering Sea, the full FISS design does not provide complete spatial coverage, and FISS data are augmented with calibrated data from National Marine Fisheries Service (NMFS) and Alaska Department of Fish and Game (ADFG) trawl surveys (stations can vary by year – 2019 designs are shown in [Figure 1](#)). Both supplementary surveys have been conducted approximately annually in recent years.

Space-time modelling

In 2016, a space-time modelling approach was introduced to estimate time series of weight and numbers-per-unit-effort (WPUE and NPUE), and to estimate the stock distribution of Pacific halibut among IPHC Regulatory Areas. This represented an improvement over the largely empirical approach used previously, as it made use of additional information within the survey data regarding the degree of spatial and temporal of Pacific halibut density, along with information from covariates such as depth (see [Webster 2016, 2017](#)). It also allowed a more complete accounting of uncertainty; for example, prior to the use of space-time modelling, uncertainty due to unsurveyed regions in each year was ignored in the estimation. Prior to the application of the space-time modelling, these unsampled regions were either filled in using independently estimated scalar calibrations (if fished at least once), or catch-rates at unsampled stations were assumed to be equal to the mean for the entire Regulatory Area. The IPHC's Scientific Review Board (SRB) has provided supportive reviews of the space-time modelling approach (e.g., [IPHC-2018-SRB013-R](#)), and the methods have been published in a peer-review journal (Webster et al. 2020). Similar geostatistical models are now routinely used to standardise fishery-independent trawl surveys for groundfish on the West Coast of the U.S. and in Alaskan waters (e.g., Thorson et al. 2015 and Thorson 2019).

FISS design objectives

The primary purpose of the annual FISS is to sample Pacific halibut to provide data for the stock assessment (abundance indices, biological data) and estimates of stock distribution for use in the IPHC's management procedure. The priority of the current rationalised FISS is therefore to maintain or enhance data quality (precision and bias) by establishing baseline sampling requirements in terms of station count, station distribution and skates per station. Potential considerations that could add to or modify the design are logistics and cost (secondary design layer), and FISS removals (impact on the stock), data collection assistance for other agencies, and IPHC policies (tertiary design layer). These priorities are outlined in [Table 1](#).

Table 1. Prioritization of FISS objectives and corresponding design layers.

Priority	Objective	Design Layer
Primary	Sample Pacific halibut for stock assessment and stock distribution estimation	Minimum sampling requirements in terms of: <ul style="list-style-type: none"> • Station distribution • Station count • Skates per station
Secondary	Long-term revenue neutrality	Logistics and cost: operational feasibility and cost/revenue neutrality
Tertiary	Minimize removals, and assist others where feasible on a cost-recovery basis.	Removals: minimize impact on the stock while meeting primary priority Assist: assist others to collect data on a cost-recovery basis IPHC policies: ad-hoc decisions of the Commission regarding the FISS design

Design review and finalisation process

Since completion of the FISS expansions, a review process has been developed for annual FISS designs created according to the above objectives:

- The Secretariat presents design proposals based only on primary objectives ([Table 1](#)) to the SRB for three subsequent years at the June meeting (recognizing that data from the current summer FISS will not be available for analysis prior to the September SRB meeting);
- These design proposals, revised (if necessary) based on June SRB input, are then reviewed by Commissioners at the September work meeting;
- At their September meeting, the SRB reviews revisions to the design proposals made to account for secondary and tertiary objectives

Following the review process, designs may be further modified to account for any updates based on secondary and tertiary objectives before being finalised during the Interim and Annual meetings and the period prior to implementation:

- Presentation of FISS designs for ‘endorsement’ by the Commission occurs at the November Interim Meeting;
- Ad hoc modifications to the design for the current year (due to unforeseen issues arising) are possible at the Annual Meeting;
- The endorsed design for current year is then modified (if necessary) to account for any additional tertiary objectives prior to summer implementation (February-April).

Consultation with industry and stakeholders occurs throughout the FISS planning process, at the Research Advisory Board meeting and particularly in finalizing design details as part of the FISS charter bid process, when stations can be added and other adjustments made to provide for improved logistical efficiency. We also note the opportunities for stakeholder input during public meetings (Interim and Annual Meetings).

Note that while the review process examines designs for the next three years, revisions to designs for the second and third years are expected during subsequent review periods as additional data are collected. Having design proposals available for three years instead of the next year only assists the IPHC with medium-term planning of the FISS, and allows reviewers (SRB, IPHC Commissioners) and stakeholders to see more clearly the planning process for sampling the entire FISS footprint over multiple years. Extending the proposed designs beyond three years was not considered worthwhile, as we expect further evaluation undertaken following collection of data during the one to three-year period to influence design choices for subsequent years.

PROPOSED DESIGNS FOR 2023-25

The designs proposed for 2023-25 ([Figures 2 to 4](#)) use efficient subarea sampling in IPHC Regulatory Areas 2A, 4A and 4B, and incorporate a randomized subsampling of FISS stations in IPHC Regulatory Areas 2B, 2C, 3A and 3B (except for the near-zero catch rate inside waters around Vancouver Island), with a sampling rate chosen to keep the sample size close to 1000 stations in an average year, a logistically feasible footprint for the annual FISS. In 2021, designs for 2023-24 were also approved subject to later revision ([IPHC-2022-AM098-R](#)). The designs developed in 2021 have largely been carried over into the current 2023-24 proposal, with exceptions noted below.

- IPHC Regulatory Area 2A: Sample the highest-density waters of IPHC Regulatory 2A in northern Washington and central/southern Oregon each year of the 2023-25 period, and in 2023 only, add the moderate density waters of southern Washington/northern Oregon and northern California (**revision from previous 2023 design proposal**).
- IPHC Regulatory Area 4A: Sample the higher-density western subarea of IPHC Regulatory Area 4A in all three years, the medium-density northern shelf edge subarea in 2023 only, and the historically lower-density southeastern subarea in 2025 only.
- IPHC Regulatory Area 4B: Sample the high-density eastern subarea in all three years, and the western subarea in 2023 only (**revision from previous 2023 design proposal**).

Stations in the moderate-density waters of IPHC Regulatory 2A proposed for 2023 sampling have not been sampled since 2017 (California) or 2019 (WA/OR). This is a revision from previous proposals, which did not include these stations prior to 2025 ([Webster 2021](#)). Evaluation of potential designs in IPHC Regulatory Area 2A showed that unless these waters were sampled in 2023, we project that precision targets would not be met, with an expected 2023 coefficient of variation for mean O32 WPUE of 20% (target range is <15%). We have also received anecdotal reports of increasing recreational catch rates in northern California, providing additional motivation for bringing forward sampling in those waters.

A review of commercial catch data shows moderate catch rates in recent years in southeast IPHC Regulatory 4A. With these stations last sampled in 2019, sampling in 2025 will provide an updated understanding of Pacific halibut density in this subarea and inform future decisions on sampling frequency in IPHC Regulatory Area 4A. Note that several stations on the IPHC Regulatory Area 4A shelf edge overlap the NMFS bottom trawl survey (in purple in [Figure 2](#), and are not proposed for FISS sampling in the foreseeable future.

In the most recent surveys of IPHC Regulatory Area 4B, the eastern subarea had by far the highest catch rates and is the priority for frequent sampling. The western and central subareas were approved for sampling in 2022, but only the central subarea is to be sampled due to a lack

of charter vessel bids for the western subarea. Thus, the western subarea has been added to the 2023 proposal to reduce the risk of bias.

Following this three-year period, the only remaining waters unsampled since FISS rationalization began in 2020 will be:

- Zero-to-low density waters in IPHC Regulatory Area 2A comprising deep (>275 ftm) and shallow (<20 ftm) stations and northern California south of 40°N (sampled comprehensively in 2017), and low-density waters of the Salish Sea (previously sampled in 2018).
- Near-zero density waters in the Salish Sea in IPHC Regulatory Area 2B (sampled in 2018 only).

We anticipate proposing these stations for sampling in 2026-28, 9-10 years after previous FISS sampling, so that the entire 1890-station FISS grid will have been fished from 2020-28.

The design proposals again include full sampling of the standard FISS grid in IPHC Regulatory Area 4CDE. The Pacific halibut distribution in this area continues to be of particular interest, as it is a highly dynamic region with an apparently northward-shifting distribution of Pacific halibut, and increasing uncertainty regarding connectivity with populations adjacent to and within Russian waters. Ongoing oceanographic (e.g., sea ice and bottom temperatures) and ecosystem (e.g., prey species abundance and distribution) changes in this Regulatory Area highlight the potential for changes in the biology and abundance of Pacific halibut in the Bering Sea. Despite prioritizing comprehensive sampling of this Regulatory Area in 2020-22, in each year logistical challenges have precluded achieving the full design. Therefore, it is retained throughout the current three-year plan, to be re-evaluated when and if sampling is successful.

While the proposed designs continue to rely on randomised subsampling of stations within the core IPHC Regulatory Areas (2B, 2C, 3A and 3B) and logistically efficient subarea designs elsewhere, other designs have been considered and remain as options ([Webster 2021](#), Appendix A).

We note that at SRB020, the SRB endorsed the final 2023 FISS design as presented in [Figure 2](#), and provisionally endorsed the 2023-24 designs ([Figures 3 and 4](#)) ([IPHC-2022-SRB020-R](#)).

FISS DESIGN EVALUATION

Precision targets

In order to maintain the quality of the estimates used for the assessment, and for estimating stock distribution, the IPHC Secretariat has set a target range of less than 15% for the coefficient of variation (CV) of mean O32 and all sizes WPUE for all IPHC Regulatory Areas. We also established precision targets of IPHC Biological Regions and a coastwide target ([IPHC-2020-AM096-07](#)), but achievement of the Regulatory Area targets is expected to ensure that targets for the larger units will also be met.

Reducing the potential for bias

In IPHC Regulatory Areas in which stations are not subsampled randomly (IPHC Regulatory Areas 2A, 4A and 4B), sampling a subset of the full data frame in any area or region brings with it the potential for bias. This is due to trends in the unsurveyed portion of a management unit (Regulatory Area or Biological Region) potentially differing from those in the surveyed portion. Therefore, we also examine how frequently part of an area or region (subarea) should be

surveyed in order to reduce the likelihood of appreciable bias. For this, we use a threshold of a 10% absolute change in biomass percentage: based on historical trends (1993-2021): how quickly can a subarea's percent of the biomass of a Regulatory Area change by at least 10% (e.g., from 15 to 25% of the area's biomass)? By sampling each subarea frequently enough to reduce the chance of its percentage changing by more than 10% between successive surveys of the subarea, we minimize the potential for appreciable bias in the Regulatory Area's index.

We examined the effect of subsampling the FISS stations for a management unit on precision as follows:

- Where a randomised design is not used, identify logistically efficient subareas within each management unit and select priorities for future sampling.
- Generate simulated data for all FISS stations based on the output from the most recent space-time modelling.
- Fit space-time models to the observed data series augmented with 1 to 3 additional years of simulated data, where the design over those three years reflects the sampling priorities identified above.
- Project precision estimates and quantify bias potential for comparison against threshold.

[Table 2](#) shows projected CVs following completion of the proposed 2022-25 FISS designs. With these designs, we are projected to maintain CVs within the target range. Estimates from the terminal year are most informative for management decisions, but they also typically have the largest CVs (all else being equal; these are then reduced in subsequent years as observations are available in both adjacent years, due to the temporal correlation). The final column in Table 2 shows the CV projections immediately following the 2023 FISS, which are also within the target range.

Table 2. Projected CVs (%) for 2022-25 for O32 WPUE estimated after completion of the proposed 2023-25 FISS designs, and (final column) after completion of the proposed 2023 FISS design only.

Reg. Area	2022	2023	2024	2025	2023 (Estimated in 2023)
2A	13	12	13	15	14
4A	10	9	10	10	12
4B	12	9	10	12	9

For maintaining low bias, we looked at estimates of historical changes in the proportion of biomass in each subarea, and used that to guide the sampling frequency in future designs. Thus, subareas that have historically had rapid changes in biomass proportion need to be sampled most frequently, and those that are relatively stable can be sampled less frequently. For example, if a subarea's % of its Regulatory Area's biomass changed by no more than 8% over 1-2 years but by up to 12% over three years, we should sample it at least every three years

based on the 10% criterion discussed above. These criteria are updated as new data are collected and they therefore respond to updates in our understanding of the rates of change occurring in each subarea.

Based on estimates from the historical times series (1993-2021) of O32 WPUE, the proposed designs for 2023-25 would be expected to maintain low bias by ensuring that it is unlikely that biomass proportions for all subareas change by more than 10% since they were previously sampled ([Table 3](#)). We note that the lack of sampling in the western subarea of IPHC Regulatory 4B in 2022 means that maximum change from the historical time series for this subarea was 13%, exceeding the 10% threshold. Sampling this historically-variable subarea in 2023 again reduces values to within 10%.

Table 3. Maximum expected changes (%) in biomass proportion since previous sampling of subareas that are unsampled in a given year, based on the estimated 1993-2021 time series.

Reg. Area	2022	2023	2024	2025
2A	9	9	9	9
4A	10	7	6	8
4B	13	5	8	10

Table 4. Comparison of projected (in 2021) and estimated CVs (%) for O32 WPUE for 2021 by IPHC Regulatory Area.

Regulatory Area	2021 projected CV (%)	2021 estimated CV (%)
2A	15	18
4A	11	15
4B	14	18

Projected CVs in all three areas were lower than those estimated once the observed 2021 data were incorporated into the modelling ([Table 4](#)), although the reasons differ among areas. The 2021 FISS in IPHC Regulatory Areas 4A and 4B did not complete all planned stations due to logistical issues, with 10 out of 59 stations unfished in the former area and 36 out of 73 unfished in the latter. In both areas, the unfished stations covered some of the most productive habitat in recent years. The difference between projected and estimated CVs in IPHC Regulatory Area 2A appears due to an increase in the underlying variability of Pacific halibut density, which is the main factor leading us to recommend increasing the number of targeted stations in this area in 2023 relative to the provisional 2023 proposal made in 2021 ([Webster 2021](#)). (Projected CVs were not calculated for other IPHC Regulatory Areas as they are not at present used to evaluate design proposals. Estimated CVs for O32 WPUE for the core IPHC Regulatory Areas of 2B, 2C, 3A and 3B ranged from 4-8% in 2021, with a CV of 10% in IPHC Regulatory 4CDE. With high

numbers of proposed stations in each area, CVs will remain well within the target range under proposed designs.)

CONSIDERATION OF COST

Ideally, the FISS design would be based only on scientific needs. However, some Regulatory Areas are consistently more expensive to sample than others, so for these the efficient subarea designs were developed. The purpose of factoring in cost was to provide a statistically efficient and logistically feasible design for consideration by the Commission. During the Interim and Annual Meetings and subsequent discussions, cost, logistics and tertiary considerations ([Table 1](#)) are also factored in developing the final design for implementation in the current year. In particular, the FISS is funded by sales of captured fish and is intended to have long-term revenue neutrality, meaning that any design must also be evaluated in terms of the following factors:

- Expected catch of Pacific halibut
- Expected Pacific halibut sale price
- Charter vessel costs, including relative costs per skate and per station
- Bait costs
- IPHC Secretariat administrative costs

Balancing these factors may result in modifications to the design such as increasing sampling effort in high-density regions and decreasing effort in low density regions. At present, with stocks near historic lows and extremely low prices for fish sales, the current funding model may require that some low-density habitat be omitted from the design entirely (as occurred in 2020). This will have implications for data quality, particularly if such reductions in effort relative to proposed designs continue over multiple years. Note that this did not occur in the 2021 and 2022 designs, as it was sufficient to include additional stations in core IPHC Regulatory Areas to generate a revenue-neutral coastwide design.

RECOMMENDATION

That the Research Advisory Board:

- 1) **NOTE** paper IPHC-2022-RAB023-07 that presents the FISS design proposals for 2023-25 together with an evaluation of the proposed designs.

REFERENCES

- IPHC 2012. IPHC setline charters 1963 through 2003 IPHC-2012-TR058. 264p.
- IPHC 2018. Report of the 13th Session of the IPHC Scientific Review Board (SRB) IPHC-2018-SRB013-R. 17 p.
- IPHC 2020. Report of the 96th Session of the IPHC Annual Meeting (AM096) IPHC-2020-AM096-R. 51 p.
- IPHC 2022. Report of the 20th Session of the IPHC Scientific Review Board (SRB) IPHC-2022-SRB020-R. 19 p.
- IPHC 2022. Report of the 98th Session of the IPHC Annual Meeting (AM098) IPHC-2022-AM098-R. 60 p.
- Thorson, J. T., Shelton, A. O., Ward, E. J., and Skaug, H. J. 2015. Geostatistical delta-generalized linear mixed models improve precision for estimated abundance indices for West Coast groundfishes. *ICES Journal of Marine Science* 72(5): 1297-1310. doi:10.1093/icesjms/fsu243.
- Thorson, J. T. 2019. Guidance for decisions using the Vector Autoregressive Spatio-Temporal (VAST) package in stock, ecosystem, habitat and climate assessments. *Fisheries Research* 210: 143-161. doi:10.1016/j.fishres.2018.10.013.
- Webster R. A. 2016. Space-time modelling of setline survey data using INLA. *Int. Pac. Halibut Comm. Report of Assessment and Research Activities 2015*: 552-568.
- Webster R. A. 2017. Results of space-time modelling of survey WPUE and NPUE data. *Int. Pac. Halibut Comm. Report of Assessment and Research Activities 2016*: 241-257.
- Webster R. 2019. Space-time modelling of IPHC Fishery-Independent Setline Survey (FISS) data. IPHC-2020-AM096-07. 32 p.
- Webster R. A., Soderlund E, Dykstra C. L., and Stewart I. J. (2020). Monitoring change in a dynamic environment: spatio-temporal modelling of calibrated data from different types of fisheries surveys of Pacific halibut. *Can. J. Fish. Aquat. Sci.* 77(8): 1421-1432.
- Webster, R. A. (2021) 2022-24 FISS design evaluation. IPHC-2021-SRB018-05 Rev_1. 18 p.

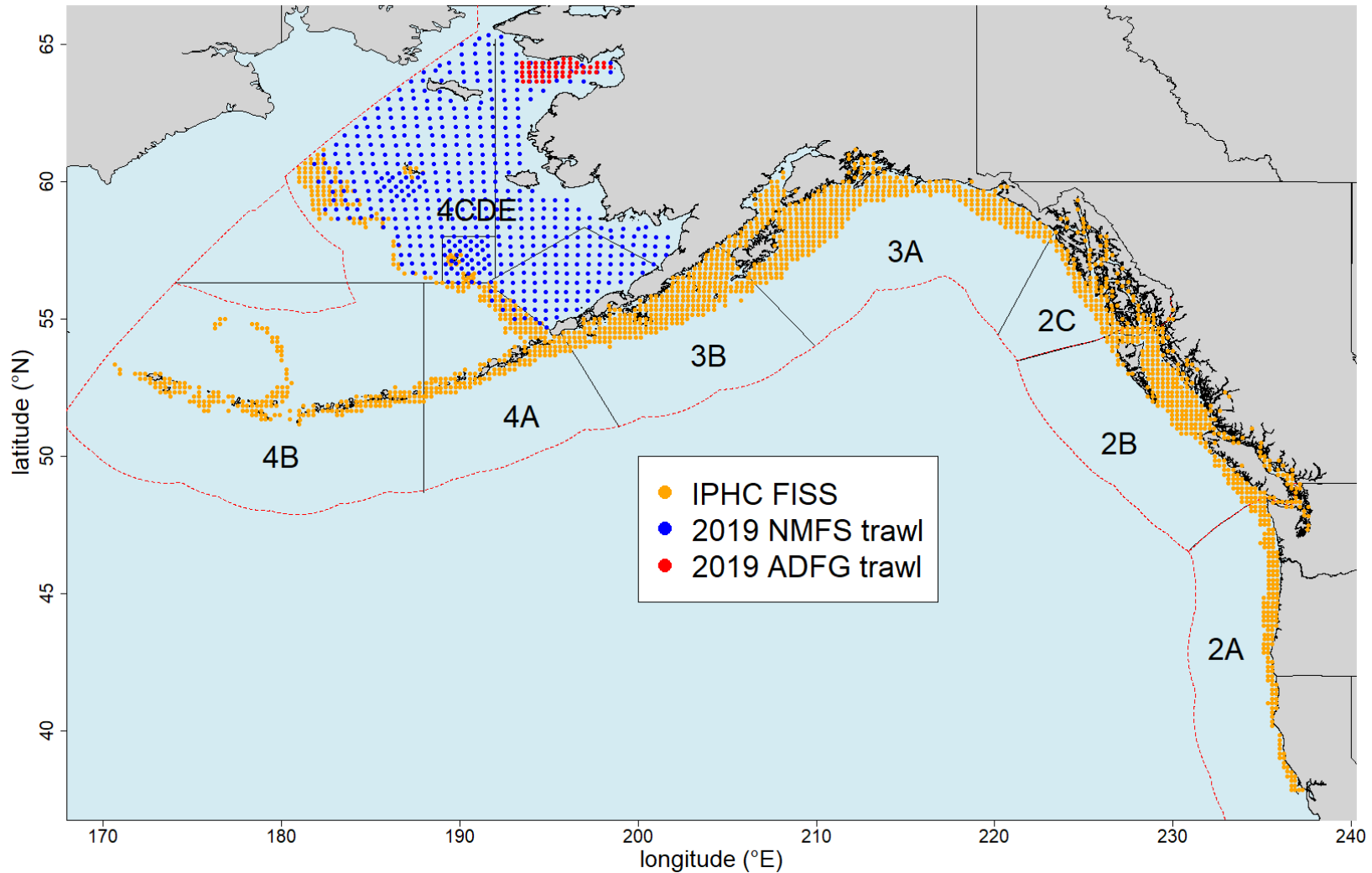


Figure 1. Map of the full 1890 station FISS design, with orange circles representing stations available for inclusion in annual sampling designs, and other colours representing trawl stations from 2019 NMFS and ADFG surveys used to provide complementary data for Bering Sea modelling.

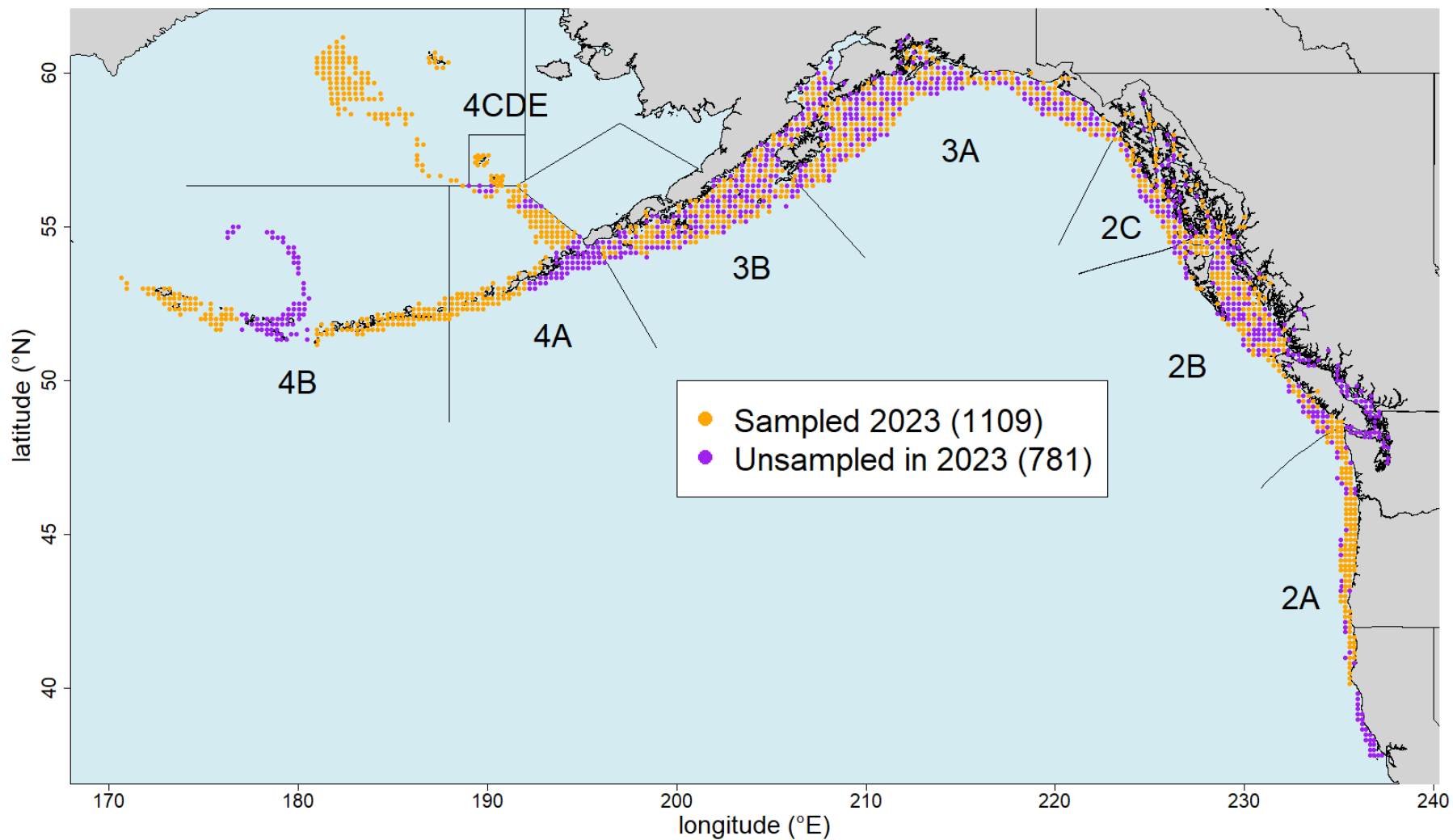


Figure 2. Proposed minimum FISS design in 2023 (orange circles) based on randomized sampling in 2B-3B, and a subarea design elsewhere. Purple circles are optional for meeting data quality criteria.

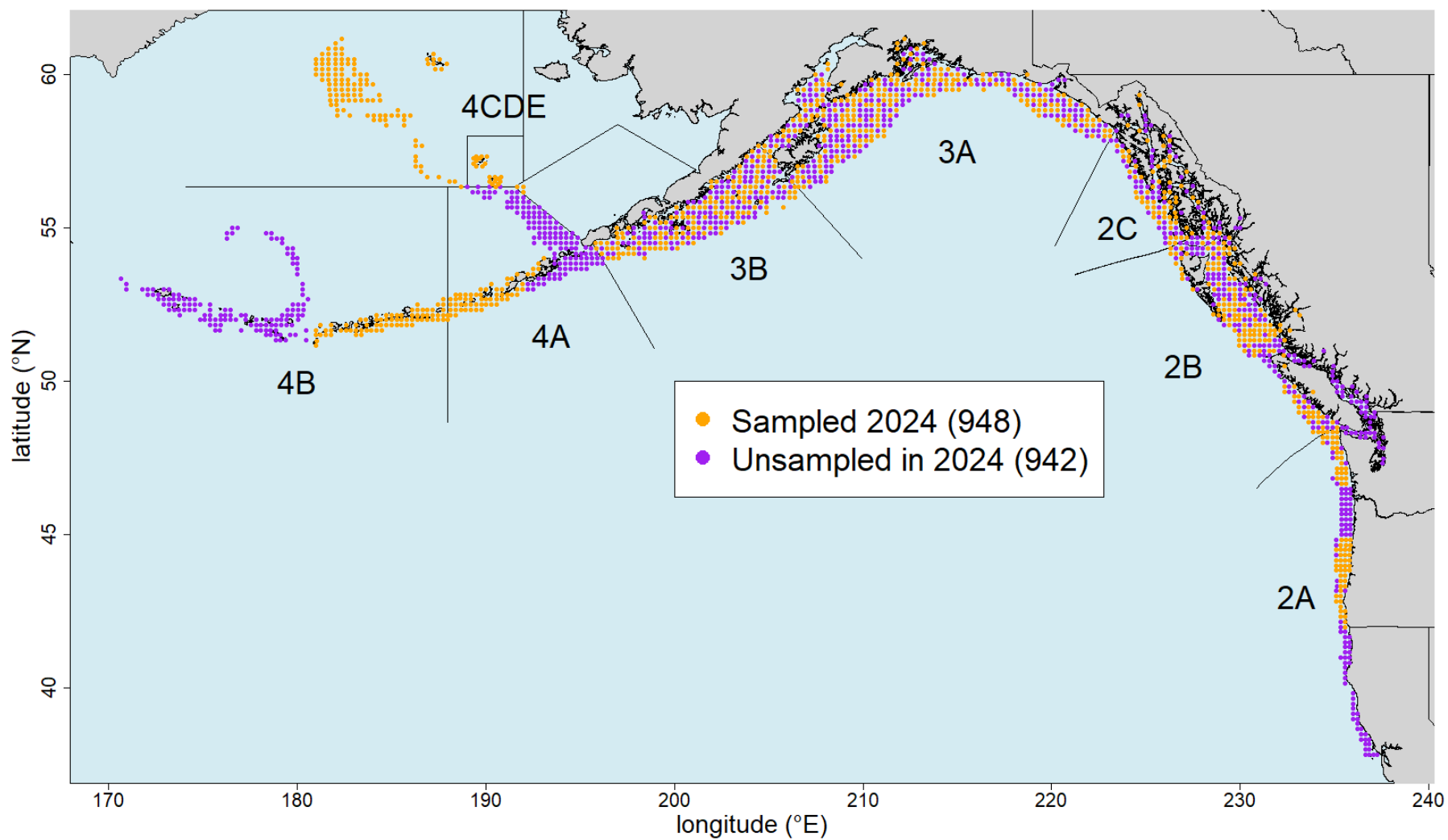


Figure 3. Proposed minimum FISS design in 2024 (orange circles) based on randomized sampling in 2B-3B, and a subarea design elsewhere. Purple circles are optional for meeting data quality criteria.

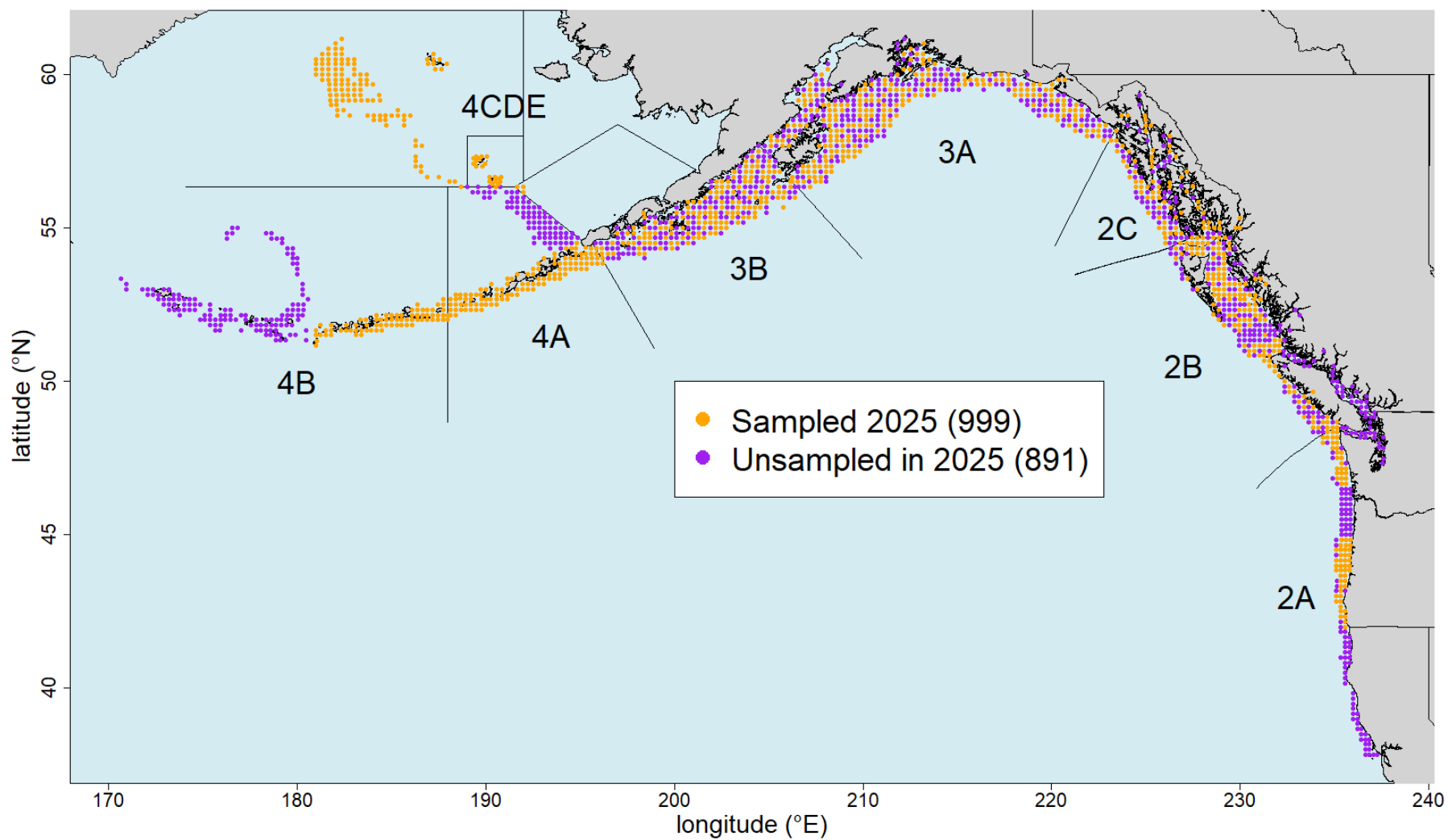


Figure 4. Proposed minimum FISS design in 2025 (orange circles) based on randomized sampling in 2B-3B, and a subarea design elsewhere. Purple circles are optional for meeting data quality criteria.



Report on Current and Future Biological and Ecosystem Science Research Activities)

PREPARED BY: IPHC SECRETARIAT (J. PLANAS, 19 OCTOBER 2022)

PURPOSE

To provide the RAB with a description of the biological and ecosystem science research projects conducted and planned by the IPHC Secretariat and contemplated within the Five-year Program of Integrated Research and Monitoring (2022-2026).

BACKGROUND

The main objectives of the Biological and Ecosystem Science Research at the IPHC are to:

- 1) identify and assess critical knowledge gaps in the biology of the Pacific halibut;
- 2) understand the influence of environmental conditions; and
- 3) apply the resulting knowledge to reduce uncertainty in current stock assessment models.

The primary biological research activities at IPHC that follow Commission objectives are identified and described in the [IPHC Five-Year Program of Integrated Research and Monitoring \(2022-2026\)](#). These activities are summarized in five broad research areas designed to provide inputs into stock assessment and the management strategy evaluation processes ([Appendix I](#)), as follows:

- 1) Migration and Population Dynamics. Studies are aimed at improving current knowledge of Pacific halibut migration and population dynamics throughout all life stages in order to achieve a complete understanding of stock structure and distribution across the entire distribution range of Pacific halibut in the North Pacific Ocean and the biotic and abiotic factors that influence it.
- 2) Reproduction. Studies are aimed at providing information on the sex ratio of the commercial catch and to improve current estimates of maturity.
- 3) Growth. Studies are aimed at describing the role of factors responsible for the observed changes in size-at-age and at evaluating growth and physiological condition in Pacific halibut.
- 4) Mortality and Survival Assessment. Studies are aimed at providing updated estimates of discard mortality rates in the guided recreational fisheries and at evaluating methods for reducing mortality of Pacific halibut.
- 5) Fishing Technology. Studies are aimed at developing methods that involve modifications of fishing gear with the purpose of reducing Pacific halibut depredation and bycatch.

DISCUSSION ON THE MAIN RESEARCH ACTIVITIES

1. Migration and Population Dynamics.

The IPHC Secretariat is currently conducting studies on Pacific halibut juvenile habitat and movement through conventional wire tagging, as well as studies that incorporate genomics

approaches in order to produce useful information on population structure and distribution and connectivity of Pacific halibut. The relevance of research outcomes from these activities for stock assessment (SA) resides (1) in the introduction of possible changes in the structure of future stock assessments, as separate assessments may be constructed if functionally isolated components of the population are found (e.g. IPHC Regulatory Area 4B), and (2) in the improvement of productivity estimates, as this information may be used to define management targets for minimum spawning biomass by Biological Region. These research outcomes provide the second and third top ranked biological inputs into SA ([Appendix II](#)). Furthermore, the relevance of these research outcomes for the management and strategy evaluation process is in biological parametrization and validation of movement estimates, on one hand, and of recruitment distribution, on the other hand ([Appendix III](#)).

- 1.1. Estimation of Pacific halibut juvenile habitat. The IPHC Secretariat recently completed a study to investigate the connectivity between spawning grounds and possible settlement areas based on a biophysical larval transport model (please see paper in the journal *Fisheries Oceanography*: <https://doi.org/10.1111/fog.12512>). Although it is known that Pacific halibut, following the pelagic larval phase, begin their demersal stage as roughly 6-month-old juveniles, settling in shallow nursery (settlement) areas, near or outside the mouths of bays (please see paper in *Reviews in Fish Biology and Fisheries*: <https://doi.org/10.1007/s11160-021-09672-w>), very little information is available on the geographic location and physical characteristics of these areas. In order to fill this knowledge gap, the IPHC Secretariat has initiated studies to identify potential settlement areas for juvenile Pacific halibut throughout IPHC Convention Waters. A first objective of this study is to create a map of suitable settlement habitat by combining available bathymetry information (e.g. benthic sediment composition and shoreline morphological data) and information on recorded presence of age-0, age-1 and age-2 Pacific halibut juveniles as well as absence of young Pacific halibut noted by various nursery habitat projects focused on other flatfish species. Data sources are currently being collected.
- 1.2. Wire tagging of U32 Pacific halibut. The patterns of movement of Pacific halibut among IPHC Regulatory Areas have important implications for management of the Pacific halibut fishery. The IPHC Secretariat has undertaken a long-term study of the migratory behavior of Pacific halibut through the use of externally visible tags (wire tags) on captured and released fish that must be retrieved and returned by workers in the fishing industry. In 2015, with the goal of gaining additional insight into movement and growth of young Pacific halibut (less than 32 inches [82 cm]; U32), the IPHC began wire-tagging small Pacific halibut encountered on the National Marine Fisheries Service (NMFS) groundfish trawl survey and, beginning in 2016, on the IPHC fishery-independent setline survey (FISS). As of 28 July 2022, 1,330 Pacific halibut have been tagged and released on the 2022 IPHC FISS but no tagging was conducted in the NMFS groundfish trawl surveys in 2022. Therefore, a total of 7,441 U32 Pacific halibut have been wire tagged and released on the IPHC FISS and 135 of those have been recovered to date. In the NMFS groundfish trawl surveys through 2019, a total of 6,421 tags have been released and, to date, 78 tags have been recovered.

1.3. Population genomics. A full description of this project is included in paper [IPHC-2022-RAB023-12](#). This project has received funding from the North Pacific Research Board (NPRB Project No. 2110) ([Appendix IV](#)).

2. Reproduction.

Research activities in this Research Area aim at providing information on key biological processes related to reproduction in Pacific halibut (maturity and fecundity) and to provide sex ratio information of Pacific halibut commercial landings. The relevance of research outcomes from these activities for stock assessment (SA) is in the scaling of Pacific halibut biomass and in the estimation of reference points and fishing intensity. These research outputs will result in a revision of current maturity schedules and will be included as inputs into the SA ([Appendix II](#)), and represent the most important biological inputs for stock assessment. The relevance of these research outcomes for the management and strategy evaluation process is in the improvement of the simulation of spawning biomass in the Operating Model ([Appendix III](#)). A full description of this project is included in paper [IPHC-2022-RAB023-09](#).

3. Growth.

Research activities conducted in the Research Area on Growth aim at providing information on somatic growth processes driving size-at-age in Pacific halibut. The relevance of research outcomes from these activities for stock assessment resides, first, in their ability to inform yield-per-recruit and other spatial evaluations for productivity that support mortality limit-setting, and, second, in that they may provide covariates for projecting short-term size-at-age and may help delineate between fishery and environmental effects, thereby informing appropriate management responses ([Appendix II](#)). The relevance of these research outcomes for the management and strategy evaluation process is in the improvement of the simulation of variability and to allow for scenarios investigating climate change ([Appendix III](#)).

The IPHC Secretariat has completed a study funded by the North Pacific Research Board (NPRB Project No. 1704; 2017-2020) to identify relevant physiological markers for somatic growth. This study resulted in the identification of 23 markers in skeletal muscle that were indicative of temperature-induced growth suppression and 10 markers in skeletal muscle that were indicative of temperature-induced growth stimulation. These markers represented genes and proteins that changed both their mRNA expression levels and abundance levels in skeletal muscle, respectively, in parallel with changes in the growth rate of Pacific halibut. A manuscript describing the results of this study is currently in preparation (Planas et al., in preparation).

In addition to temperature-induced growth manipulations, the IPHC Secretariat has conducted similar studies as part of NPRB Project No. 1704 to identify physiological growth markers that respond to density- and stress-induced growth manipulations. The respective justifications for these studies are that (1) population dynamics of the Pacific halibut stock could be affected by fish density, and (2) stress responses associated with capture and release of discarded Pacific halibut may affect subsequent feeding behavior and growth. Investigations related to the effects of density and stress exposure are still underway.

4. Mortality and Survival Assessment.

Information on all Pacific halibut removals is integrated by the IPHC Secretariat, providing annual estimates of total mortality from all sources for its stock assessment (SA). Bycatch and wastage of Pacific halibut, as defined by the incidental catch of fish in non-target fisheries and by the mortality that occurs in the directed fishery (i.e. fish discarded for sublegal size or for regulatory reasons), respectively, represent important sources of mortality that can result in significant reductions in exploitable yield in the directed fishery. Given that the incidental mortality from the commercial Pacific halibut fisheries and bycatch fisheries is included as part of the total removals that are accounted for in the SA, changes in the estimates of incidental mortality will influence the output of the SA and, consequently, the catch levels of the directed fishery. Research activities conducted in this Research Area aim at providing information on discard mortality rates and producing guidelines for reducing discard mortality in Pacific halibut in the longline and recreational fisheries. The relevance of research outcomes from these activities for SA resides in their ability to improve trends in unobserved mortality in order to improve estimates of stock productivity and represent the most important inputs in fishery yield for SA ([Appendix II](#)). The relevance of these research outcomes for the management and strategy evaluation process is in fishery parametrization ([Appendix III](#)).

For this reason, the IPHC Secretariat is conducting two research projects to investigate the effects of capture and release on survival and to improve estimates of DMRs in the directed longline and guided recreational Pacific halibut fisheries:

4.1. Evaluation of the effects of hook release techniques on injury levels and association with the physiological condition of captured Pacific halibut and estimation of discard mortality using remote-sensing techniques in the directed longline fishery.

The IPHC Secretariat, with funding by a grant from the Saltonstall-Kennedy Grant Program NOAA (NA17NMF4270240; 2017-2020), has completed studies to evaluate the effects of hook release techniques on injury levels, their association with the physiological condition of captured Pacific halibut and, importantly, has generated experimentally-derived estimates of discard mortality rate (DMR) in the directed longline fishery. The initial results on individual survival outcomes for Pacific halibut released in excellent condition as the viability category assigned to the fish following capture indicate a range of DMRs between 4.2% (minimum) and 8.4% (maximum), that is consistent with the currently-applied DMR value of 3.5%. These results have been published as a paper in the journal *North American Journal of Fisheries Management*: <https://doi.org/10.1002/nafm.10711>.

The results of the second component of this study, namely the relationships among hook release techniques, injury levels, stress levels and physiological condition of released fish, are presently being written for publication in a peer-reviewed journal.

4.2. Discard mortality rates of Pacific halibut in the charter recreational fishery.

The IPHC Secretariat is conducting a research project to better characterize the nature of charter recreational fisheries with the ultimate goal of better understanding discard practices relative to that which is employed in the directed longline fishery. This project

has received funding from the National Fish and Wildlife Foundation (NFWF Project No. 61484) and the North Pacific Research Board (NPRB Project No. 2009) ([Appendix IV](#)). A full description of this project is included in paper [IPHC-2022-RAB023-10](#).

5. Fishing Technology.

The IPhC Secretariat has determined that research to provide the Pacific halibut fishery with tools to reduce whale depredation is considered a high priority. This research is now contemplated as one of the research areas of high priority within the 5-year Program of Integrated Research and Monitoring (2022-2026). A full description of this project is included in paper [IPHC-2022-RAB023-11](#).

RECOMMENDATION/S

- 1) That the RAB **NOTE** IPHC-2022-RAB023-08, which provides a report on current and planned research activities contemplated in the IPhC's Five-Year Program of Integrated Research and Monitoring (2022-2026).

APPENDICES

Appendix I: Integration of ongoing biological research activities, stock assessment and management strategy evaluation.

Appendix II: List of ranked biological uncertainties and parameters for stock assessment and their links to potential research areas and research activities (2017-21)

Appendix III: List of ranked biological uncertainties and parameters for management strategy evaluation and their potential links to research areas and research activities (2017-21)

Appendix IV: Summary of awarded research grants current in 2021



APPENDIX I

Integration of ongoing biological research activities, stock assessment and management strategy evaluation

Research areas	Research activities	Research outcomes	Relevance for stock assessment	Relevance for MSE	Specific analysis input	SA Rank (Top 3)	MSE Rank (Top 3)
Migration	Larval and juvenile connectivity and early life history studies	Improved understanding of larval and juvenile distribution	Improve estimates of productivity	Improve parametrization of the Operating Model	Will be used to generate potential recruitment covariates and to inform minimum spawning biomass targets by Biological Region	3. Biological input	1. Biological parameterization and validation of movement estimates
Reproduction	Histological maturity assessment	Updated maturity schedule	Scale biomass and reference point estimates	Improve simulation of spawning biomass in the Operating Model	Will be included in the stock assessment, replacing the current schedule last updated in 2006	1. Biological input	2. Biological parameterization and validation of recruitment variability and distribution
	Examination of potential skip spawning	Incidence of skip spawning			Will be used to adjust the asymptote of the maturity schedule, if/when a time-series is available this will be used as a direct input to the stock assessment		
	Fecundity assessment	Fecundity-at-age and -size information			Will be used to move from spawning biomass to egg-output as the metric of reproductive capability in the stock assessment and management reference points		
	Examination of accuracy of current field macroscopic maturity classification	Revised field maturity classification	Scale biomass and fishing intensity		Revised time-series of historical (and future) maturity for input to the stock assessment	1. Assessment data collection and processing	
	Sex ratio of current commercial landings	Sex ratio-at-age			Annual sex-ratio at age for the commercial fishery fit by the stock assessment		
	Historical sex ratios based on archived otolith DNA analyses	Historical sex ratio-at-age			Annual sex-ratio at age for the commercial fishery fit by the stock assessment		
	Recruitment strength and variability	Establishment of temporal and spatial maturity and spawning patterns	Improve stock-recruitment curve for more precise assessment	Improve simulation of recruitment variability and parametrization of recruitment distribution in the Operating Model	May be used to provide a weighted spawning biomass calculation and or inform targets for minimum spawning biomass by Biological Region		
Growth	Evaluation of somatic growth variation as a driver for changes in size-at-age	Identification and application of markers for growth pattern evaluation Environmental influences on growth patterns	Scale stock productivity and reference point estimates	Improve simulation of variability and allow for scenarios investigating climate change	May inform yield-per-recruit and other spatial evaluations of productivity that support mortality limit-setting May provide covariates for projecting short-term size-at-age. May help to delineate between effects due to fishing and those due to environment, thereby informing appropriate management response		3. Biological parameterization and validation for growth projections
Mortality and survival assessment	Discard mortality rate estimate: longline fishery	Experimentally-derived DMR	Improve trends in unobserved mortality	Improve estimates of stock productivity	Will improve estimates of discard mortality, reducing potential bias in stock assessment results and management of mortality limits	1. Fishery parameterization	
	Discard mortality rate estimate: recreational fishery				Will improve estimates of discard mortality, reducing potential bias in stock assessment results and management of mortality limits		2. Fishery parameterization
	Best handling practices: longline fishery	Guidelines for reducing discard mortality			May reduce discard mortality, thereby increasing available yield for directed fisheries	1. Biological parameterization and validation of movement estimates. 2. Biological parameterization and validation of recruitment distribution	
	Best handling practices: recreational fishery	Guidelines for reducing discard mortality			May reduce discard mortality, thereby increasing available yield for directed fisheries		
Genetics and genomics	Population structure	Stock structure of IPHC Regulatory Area 4B relative to the rest of the Convention Area	Altered structure of future stock assessments	Improve parametrization of the Operating Model	If 4B is found to be functionally isolated, a separate assessment may be constructed for that IPHC Regulatory Area	2. Biological input	
	Distribution	Assignment of individuals to source populations and assessment of distribution changes			Will be used to define management targets for minimum spawning biomass by Biological Region	3. Biological input	



APPENDIX II

List of ranked biological uncertainties and parameters for stock assessment and their links to potential research areas and research activities

SA Rank	Research outcomes	Relevance for stock assessment	Specific analysis input	Research Area	Research activities
1. Biological input	Updated maturity schedule	Scale biomass and reference point estimates	Will be included in the stock assessment, replacing the current schedule last updated in 2006	Reproduction	Historical maturity assessment
	Incidence of skip spawning		Will be used to adjust the asymptote of the maturity schedule, if/when a time-series is available this will be used as a direct input to the stock assessment		Examination of potential skip spawning
	Fecundity-at-age and -size information		Will be used to move from spawning biomass to egg-output as the metric of reproductive capability in the stock assessment and management reference points		Fecundity assessment
	Revised field maturity classification		Revised time-series of historical (and future) maturity for input to the stock assessment		Examination of accuracy of current field macroscopic maturity classification
2. Biological input	Stock structure of IPHC Regulatory Area 4B relative to the rest of the Convention Area	Altered structure of future stock assessments	If 4B is found to be functionally isolated, a separate assessment may be constructed for that IPHC Regulatory Area	Genetics and Genomics	Population structure
3. Biological input	Assignment of individuals to source populations and assessment of distribution changes	Improve estimates of productivity	Will be used to define management targets for minimum spawning biomass by Biological Region	Migration	Distribution
	Improved understanding of larval and juvenile distribution		Will be used to generate potential recruitment covariates and to inform minimum spawning biomass targets by Biological Region		Larval and juvenile connectivity studies
1. Assessment data collection and processing	Sex ratio-at-age	Scale biomass and fishing intensity	Annual sex-ratio at age for the commercial fishery fit by the stock assessment	Reproduction	Sex ratio of current commercial landings
	Historical sex ratio-at-age		Annual sex-ratio at age for the commercial fishery fit by the stock assessment		Historical sex ratios based on archived otolith DNA analyses
2. Assessment data collection and processing	New tools for fishery avoidance/deterrence; improved estimation of depredation mortality	Improve mortality accounting	May reduce depredation mortality, thereby increasing available yield for directed fisheries. May also be included as another explicit source of mortality in the stock assessment and mortality limit setting process depending on the estimated magnitude	Mortality and survival assessment	Whale depredation accounting and tools for avoidance
1. Fishery yield	Physiological and behavioral responses to fishing gear	Reduce incidental mortality	May increase yield available to directed fisheries	Mortality and survival assessment	Biological interactions with fishing gear
2. Fishery yield	Guidelines for reducing discard mortality	Improve estimates of unobserved mortality	May reduce discard mortality, thereby increasing available yield for directed fisheries	Mortality and survival assessment	Best handling practices: recreational fishery

APPENDIX III

List of ranked biological uncertainties and parameters for management strategy evaluation (MSE) and their potential links to research areas and research activities

MSE Rank	Research outcomes	Relevance for MSE	Research Area	Research activities
1. Biological parameterization and validation of movement estimates	Improved understanding of larval and juvenile distribution	Improve parameterization of the Operating Model	Migration	Larval and juvenile connectivity studies
	Stock structure of IPHC Regulatory Area 4B relative to the rest of the Convention Area			Population structure
2. Biological parameterization and validation of recruitment variability and distribution	Assignment of individuals to source populations and assessment of distribution changes	Improve simulation of recruitment variability and parameterization of recruitment distribution in the Operating Model	Genetics and Genomics	Distribution
	Establishment of temporal and spatial maturity and spawning patterns	Improve simulation of recruitment variability and parameterization of recruitment distribution in the Operating Model	Reproduction	Recruitment strength and variability
3. Biological parameterization and validation for growth projections	Identification and application of markers for growth pattern evaluation	Improve simulation of variability and allow for scenarios investigating climate change	Growth	Evaluation of somatic growth variation as a driver for changes in size-at-age
	Environmental influences on growth patterns			
	Dietary influences on growth patterns and physiological condition			
1. Fishery parameterization	Experimentally-derived DMRs	Improve estimates of stock productivity	Mortality and survival assessment	Discard mortality rate estimate: recreational fishery



APPENDIX IV

Summary of active research grants during the reporting period

Project #	Grant agency	Project name	PI	Partners	IPHC Budget (\$US)	Management implications	Grant period
1	National Fish & Wildlife Foundation	Improving the characterization of discard mortality of Pacific halibut in the recreational fisheries (NFWF Award No. 61484)	IPHC	Alaska Pacific University, U of A Fairbanks, charter industry	\$98,902	Bycatch estimates	April 2019 – November 2021
2	North Pacific Research Board	Pacific halibut discard mortality rates (NPRB Award No. 2009)	IPHC	Alaska Pacific University	\$210,502	Bycatch estimates	January 2021 – March 2022
3	Bycatch Reduction Engineering Program-NOAA	Gear-based approaches to catch protection as a means for minimizing whale depredation in longline fisheries (NOAA Award Number NA21NMF4720534)	IPHC	Deep Sea Fishermen's Union, Alaska Fisheries Science Center-NOAA, industry representatives	\$99,700	Mortality estimations due to whale depredation	November 2021 – April 2022
4	North Pacific Research Board	Pacific halibut population genomics (NPRB Award No. 2110)	IPHC	Alaska Fisheries Science Center-NOAA	\$193,685	Stock structure	February 2022 – January 2024
Total awarded (\$)					\$602,789		



Reproductive assessment of the Pacific halibut population

PREPARED BY: IPHC SECRETARIAT (J. PLANAS, 19 OCTOBER 2022)

PURPOSE

To provide the RAB with a description of the studies designed to improve our knowledge on reproductive development in female and male Pacific halibut.

BACKGROUND

Each year, the fishery-independent setline survey (FISS) collects biological data on the maturity of female Pacific halibut that are used in the stock assessment to estimate spawning stock biomass. Currently used estimates of maturity at age using macroscopic visual criteria collected in the FISS indicate that the age at which 50% of female Pacific halibut are sexually mature is 11.6 years on average. However, female maturity schedules have not been revised in recent years and may be outdated. In addition, the currently used macroscopic visual criteria used to score female maturity in the field have an undetermined level of uncertainty and need to be contrasted with more accurate microscopic (i.e. histological) criteria. In order to address these issues, the IPHC Secretariat has conducted for the first time a thorough histological assessment of the temporal progression of female developmental stages and reproductive phases throughout an entire reproductive cycle. The outcomes of these studies have paved the way for upcoming studies to update and improve the accuracy of maturity schedules based on histological-based data and also to guide efforts towards assessing fecundity in Pacific halibut.

DISCUSSION

The IPHC Secretariat has completed the first detailed examination of temporal changes in female ovarian developmental stages, reproductive phases, and biological indicators of Pacific halibut reproductive development. The results obtained by ovarian histological examination indicate that female Pacific halibut follow an annual reproductive cycle involving a clear progression of female developmental stages towards spawning within a single year. These results provide foundational information for upcoming studies aimed at updating maturity ogives by histological assessment and at investigating fecundity in Pacific halibut. One of the most important results obtained show that the period of time when gonad samples can be collected in the FISS (June-August) is an appropriate temporal window during which Pacific halibut females that are developing towards the spawning capable reproductive phase and, therefore, considered mature for stock assessment purposes, can be identified. Furthermore, the potential use of easily-obtained biological indicators in predictive models to assign reproductive phase in Pacific halibut was demonstrated. The results of this study have been published in the journal *Frontiers in Marine Science*: <https://doi.org/10.3389/fmars.2022.801759>.

In 2022, the IPHC Secretariat has initiated studies to revise maturity schedules in all four biological regions through histological (i.e. microscopic) characterization of maturity. For that purpose, the IPHC Secretariat has collected ovarian samples for histology in the 2022 FISS coastwide. The sample targets have been to collect 400 ovarian samples from Biological Region 3, 300 from each Biological Regions 2 and 4, and 250 samples from Biological Region 4B. Ovarian samples will be processed for histology in the Fall of 2022 and, subsequently,

histological maturity classifications will be conducted by IPHC Secretariat staff. Maturity ogives will be generated by age and length at a coastwide scale as well as at a biological region scale.

An important existing knowledge gap regarding the reproductive biology of Pacific halibut is the current lack of understanding of fecundity-at-age and fecundity-at-size. Information on these two parameters could be used to replace spawning biomass with egg output as the metric of reproductive capability in the stock assessment and management reference points. For this purpose, the IPHC Secretariat is planning gonadal sample collections for fecundity estimations in the 2023 FISS. The IPHC Secretariat has investigated different available methods for fecundity determinations and, based on the current literature and recommendations from experts in the field, the auto-diametric method was selected as the method of choice (Witthames et al., 2009. *Fish. Bul.* 107:148-164). The IPHC Secretariat is currently designing plans for ovarian sample collection for fecundity estimations within the 2023 FISS.

RECOMMENDATION

That the RAB:

- 1) **NOTE** paper IPHC-2022-RAB023-09 which outlined the research project describing studies designed to improve our knowledge on reproductive development in female Pacific halibut.



Evaluating discard mortality rates and developing best management practices in the Pacific halibut charter recreational fisheries

PREPARED BY: IPHC SECRETARIAT (C. DYKSTRA, 19 OCTOBER 2022)

PURPOSE

To provide the RAB with a description of an ongoing study designed to improve our knowledge on discard mortality rates in the Pacific halibut charter recreational fishery.

BACKGROUND

The Pacific halibut recreational fishery (combined guided and unguided) is an important contributor (20%) to the total fishery-induced mortality, with 3,473 metric tons (7.6 million pounds) of removals in 2021. Under current regulations, the number of fish captured, handled and discarded by the Pacific halibut recreational fisheries is significant. Capture-related events impose stress and injury to the fish and, consequently, decrease the survival of discarded fish. In contrast to the trawl and longline Pacific halibut fisheries, discard mortality rates (DMRs) have not been determined experimentally in the recreational fisheries and are currently based on DMR information generated from commercial gear using J-hooks combined with rates derived for other sport fisheries, and coarsely applied to recreational hook type and creel census data. This project aims at better understanding the role of fishing practices and capture conditions on injury profile, physiological stress levels and survival in the Pacific halibut recreational fisheries in order to estimate DMRs. Recent reductions in Pacific halibut catch limits place added importance for improved DMR estimates applied to the recreational fishery.

The primary components of this project were to: 1) collect information on hook types and sizes and handling practices used in the guided recreational Pacific halibut fisheries of the central and eastern Gulf of Alaska (IPHC Regulatory Areas 2C and 3A) that account for a significant portion (83%) of coastwide recreational mortalities; 2) quantify relationships between gear types employed and the size composition of captured Pacific halibut; 3) characterize injury profiles and physiological stress levels in relation to commonly-employed capture and handling protocols, and; 4) quantify and characterize survival of discarded Pacific halibut in order to evaluate the relative accuracy of currently-employed DMRs. Funding for these projects was provided by the National Fish and Wildlife Foundation (components 1-4) and the North Pacific Research Board (component 4).

DISCUSSION

The first component of the existing project was initiated in May of 2019 and was composed of fleet outreach exercises that were conducted in the Alaskan ports of Homer, AK and Seward, AK in IPHC Regulatory Area 3A, and in Juneau, AK and Sitka, AK in IPHC Regulatory Area 2C. Working directly with each port's charter association and the ADF&G, stakeholder meetings were conducted in order to explain project objectives, solicit the involvement of local guided recreational fishing captains, receive feedback with respect to project logistics, and answer questions and concerns that fleet members might have regarding the work. This was followed by the distribution of a voluntary survey – developed in collaboration with the University of Alaska, Fairbanks – soliciting detailed information regarding gear configurations (hook types and sizes) employed and fish handling practices (e.g., fish manipulated by hand or net, hook-release

method, time out of water), that was administered to guided recreational fishing captains via the IPHC's commercial port sampling program over the course of the 2019 fishing season. Results showed that the guided recreational fleet predominantly uses circle hooks (75-100%), followed by jigs. Predominant hook release methods included reversing the hook (54%) or twisting the hook out with a gaff (40%), and the fish were generally handled by supporting both the head and tail (65%), while other discard techniques reported included handling by the operculum (10%) or by the tail alone (10%). The data obtained from the 2019 guided recreational fleet survey provided the basis for structuring the field work that was conducted during the summer of 2021.

The second component of the study was to conduct field studies informed by common gear and handling practices as determined by the fleet survey. The IPHC Secretariat chartered the guided recreational vessel F/V High Roller (operated by Alaska Premier Charters) from 21-27 May 2021 in IPHC Regulatory Area 2C (out of Sitka, AK). The research charter in IPHC Regulatory Area 3A (out of Seward, AK) was conducted on the fishing vessel Gray Light (operated by Graylight Fisheries) on 11-16 June 2021. The fishing vessels were required to fish 6 rods at a time, three (3) rigged with 12/0 circle hooks and three (3) rigged with 16/0 circle hooks to establish a comparison of the two most common gear types used in the Pacific halibut recreational fishery.

In IPHC Regulatory Area 2C, we captured, sampled and released 243 Pacific halibut that were on average 80.1 ± 19.0 cm in fork length (range from 52 to 149 cm) and 7.4 ± 7.5 Kg in weight (range from 1.5 to 49.75 Kg). In IPHC Regulatory Area 3A (Seward, AK), we captured, sampled, and released 118 Pacific halibut that were on average 72.5 ± 14.1 cm in fork length (range from 42 to 110 cm) and 5.0 ± 3.3 Kg in weight (range from 0.55 to 17 Kg). Therefore, a total of 361 Pacific halibut were captured, sampled, and released in the two research charters conducted.

For all Pacific halibut captured in IPHC regulatory area 2C, we recorded the time from hooking to release, length and weight, the injury code and release viability category using the standard IPHC criteria, and air and fish temperature. In addition, from each fish we collected a blood sample, measured somatic fat content with the use of a Distell Fat Meter, took a picture of the hooking injury, collected a fin clip for genetic sexing and tagged the fish with an opercular wire tag prior to release. Pacific halibut captured in IPHC Regulatory Area 3A were subjected to the same sampling protocol except for 80 fish that were tagged with acceleration-logging survivorship pop-up archival transmitting (sPAT) tags. sPAT-tagged fish were selected only among those fish that were classified in the "excellent" viability category and did not have a blood sample taken to minimize handling-related stress. The deployed sPAT tags were programmed to be released after 96 days.

Fish size distributions were nearly identical between the two IPHC Regulatory Areas. Hook size had no effect on fish size or injury distributions. Furthermore, the majority (97%) of Pacific halibut captured were classified in the Excellent viability category.

Using the collected blood samples, stress parameters measured in the plasma (i.e. blood constituents without red blood cells) of captured and released Pacific halibut included the stress hormone cortisol and the metabolites glucose and lactate. Plasma cortisol, glucose and lactate levels did not vary by release viability but appeared to increase with fight time, suggestive of a positive relationship between stress levels and fight time in recreationally captured Pacific halibut. Interestingly, the observed plasma cortisol, glucose and lactate levels were markedly lower than those measured in commercially caught individuals (data not shown).

To date, of the 281 fish that were tagged with opercular wire tags (243 fish in IPHC Regulatory Area 2C and 38 in IPHC Regulatory Area 3A) 28 tags have been recovered (19 from IPHC Regulatory Area 2C and 9 from IPHC Regulatory Area 3A).

Seventy-six (76) of the 80 sPAT tags provided useable data reports. Survival analysis (R package = "survival") produced a preliminary mortality rate estimate of 1.35% with a 95% CI of 0.0-3.95%. These are the first field corroborated estimates of recreational discard mortality and affirm the use of current recreational discard mortality estimation methodologies embedded in mortality estimates that feed into the SA and MSE process. Further analysis is being conducted on diurnal activity patterns overall, as well as in the periods shortly after capture and release, versus shortly before tag release, to determine if there are any typical patterns in activity rates as fish recover from the capture and release event.

RECOMMENDATION

That the RAB:

- 1) **NOTE** paper IPHC-2022-RAB023-10, which described studies designed to improve our estimates of discard mortality rates in the Pacific halibut charter recreational fishery.



Gear-based approaches to catch protection as a means for minimizing whale depredation in longline fisheries

PREPARED BY: IPHC SECRETARIAT (C. DYKSTRA, 19 OCTOBER 2022)

PURPOSE

To provide the RAB with a description of an ongoing study designed to identify and test new tools to minimize marine mammal depredation of hook captured Pacific halibut.

BACKGROUND

Removal of captured fish from fishing gear (known as depredation) is a growing problem among many hook-and-line fisheries worldwide. In the north Pacific Ocean, both Killer (*Orcinus orca*) and Sperm (*Physeter macrocephalus*) whales are involved in depredation behavior in Pacific halibut (*Hippoglossus stenolepis*), sablefish (*Anoplopoma fimbria*), and Greenland turbot (*Reinhardtius hippoglossoides*) longline fisheries. In 2011 and 2012, fisheries observers estimated that 21.4% of sablefish sets, 9.9% of Greenland turbot sets, and 6.9% of Pacific halibut sets were affected by whale depredation in the Bering Sea (Peterson et al. 2014. PLoS ONE 9(2): e88906). Reductions in catch per unit effort (CPUE) when whales were present ranged across geographic regions from 55%-69% for sablefish, 54%-67% for Greenland turbot, and 15-57% for Pacific halibut (Peterson et al., 2014). These impacts also incur significant time, fuel, and personnel costs to fishing operations. From a fisheries management perspective, depredation creates an additional and highly uncertain source of mortality, loss of data (e.g. compromised survey activity), and reduces fishery efficiency. Stock assessments of both Pacific halibut and sablefish have adjusted their analysis of fishery-independent data to account for the effects of whale depredation on catch rates. In the sablefish assessment, fishery limits are also adjusted downward to reflect expected depredation during the commercial fishery. In recent years, whale depredation has been limiting fishers' ability to harvest their Greenland turbot allocations and they have been well below (35-78% in the last 5 years) the total allowable catch for that fishery. Meanwhile, potential risks to the whales include physical injury due to being near vessels and gear, disruption of social structure and developing an artificial reliance on food items that can be affected by fishery dynamics.

Many efforts have been made over the years to mitigate this problem, with fishers generally limited to simple methods that can be constructed, deployed, or enacted without significantly disrupting normal fishing operations, or without violating gear regulations. Existing approaches include catch protection, physical and auditory deterrents, and spatial or temporal avoidance. These approaches have had variable degrees of success and ease of adoption, but none have solved the problem. Terminal gear modification and catch protection have been identified as an avenue with the highest likelihood of 'breaking the reward cycle' in depredation behaviors. Particularly for Pacific halibut and Greenland turbot, two species whose catches are prohibited and closely regulated, respectively, in trawl fisheries and that are difficult to capture efficiently in pots, novel approaches to protection of longline catch are necessary.

DISCUSSION

This project focuses on investigating strategies aimed at protecting longline-caught fish, through low cost, easy to adopt gear modifications that securely retain catch, while breaking the 'reward

cycle' in depredation. The project is structured in two parts. First, in early 2022 we conducted a virtual International [Workshop](#) on protecting fishery catches from whale depredation with industry (affected fishers, gear manufacturers), gear researchers and scientists to identify methods to protect fishery catches from depredation. Presentations were made from companies and researchers on a) underwater shuttles that unhook, and transport catch to the surface (e.g. Patagonian toothfish) by [Sago Solutions](#) from Norway, b) shrouding devices involving triggerable spokes or mesh panels attached to the gear to obscure catches of tuna by researchers from [Paradep](#) from France, and c) light weight expandable spring coil pots by [Cod Coil](#) from the U.S. Each presentation outlined what their product is, it's mode of action, method of interaction with the gear, functionality, costs (catch rates, money, time, safety, storage), modifications to consider, critical considerations, and ease of modification for flatfish fisheries. Common successes and failures of various iterations of these products, and general observations were discussed and summarized in the published report of the [Workshop](#), with a particular focus on those elements that are suitable to be adapted for the protection of longline captured Pacific halibut.

Second, this project aims to incorporate the top catch protection design outcomes of the workshop into functional prototypes and conducting field-testing in longline sea trials. The two selected catch protection devices were: a) an underwater shuttle and b) a branch gear with a sliding shroud system.

The underwater shuttle design is a reduced size version of the [Sago Extreme](#), consisting of an aluminum frame that is set with the gear, and which then slides down the gear near the seabed during haul-back, mechanically unhooking fish and securing the fish inside (Figure 1). After 100 hooks, the device encounters a stopper and is hauled to the surface with fish inside. At the surface the device must be hoisted aboard using a boom and winch.




Figure 1. Schematic of Sago Extreme, as it slides down the groundline (A) and side view of fish released and contained in the device (B) (from Sago Solutions presentation).

The shrouded branchline design combines aspects of both the [Paradep](#) and [Cod Coil](#) concepts and consists of a main groundline, with several weighted side branches affixed to it, with the gangions and hooks affixed to the branchline (Figure 2). For this project, a set will consist of six (6) branchlines of 48' will be affixed on 100' spacing along the groundline. Ten (10) gangions and hooks (16/0) will be snapped to the branchlines on 4' spacing. Three branchlines will have a weighted spring coiled shroud attached, designed to slide over the 10 hooks/catch during haulback.

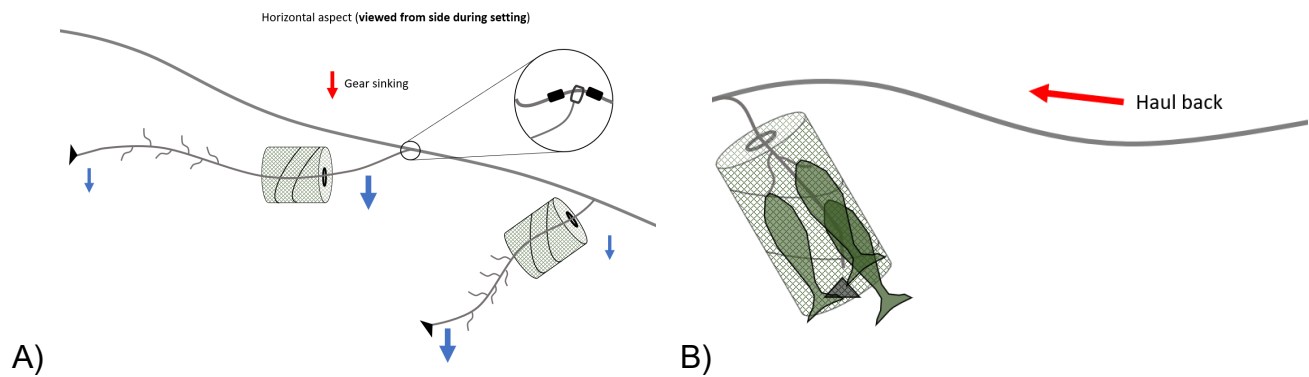


Figure 2. Schematic of shrouded branchline design during setting (A) and sliding over the catch during haulback (B).

The purpose of the field testing is to (1) investigate the logistics of setting, fishing, and hauling the two pilot catch protection devices, and (2) investigate the basic performance of the gear on catch rates and fish size compared to traditional gear. Successful field testing may lead to further proposals and development of the concept(s) moving forward.

RECOMMENDATION

That the RAB:

- 1) **NOTE** paper IPHC-2022-RAB023-11, which described studies designed to investigate whale depredation mitigation strategies through catch-protection in longline fisheries.



Population genomics

PREPARED BY: IPHC SECRETARIAT (A. JASONOWICZ, 19 OCTOBER 2022)

PURPOSE

To provide the RAB with a description of the studies conducted by IPHC Secretariat on population genomics.

BACKGROUND

Understanding population structure is imperative for sound management and conservation of natural resources. Pacific halibut in US and Canadian waters are managed as a single, panmictic population on the basis of tagging studies and historical (pre-2010) analyses of genetic population structure that failed to demonstrate significant differentiation in the eastern Pacific Ocean. However, more recent studies have reported significant genetic population structure suggesting that Pacific halibut residing in the Aleutian Islands may be genetically distinct from other regions. Advances in genomic technology now enable researchers to examine entire genomes at unprecedented resolution. While genetic techniques previously employed in fisheries management have generally used a small number of markers (i.e. microsatellites, ~10-100), whole-genome scale approaches can now be conducted with lower cost and provide orders of magnitude more data (millions of markers). Using low-coverage whole genome resequencing we have the capability to examine genetic structure of Pacific halibut in IPHC Convention Waters with unprecedented resolution. By studying the genomic structure of spawning populations, genetic signatures of geographic origin can be established and, consequently, could be used to identify the geographic origin of individual Pacific halibut and, therefore, inform on the movement and distribution of Pacific halibut.

DISCUSSION

The main purpose of the present study is to conduct an analysis of Pacific halibut population structure in IPHC Convention waters using modern high-resolution genomic techniques. Recent studies have reported significant genetic population structure that suggest Pacific halibut residing in the Aleutian Islands may be genetically distinct from other regions. Genetic differentiation of the population on either side of Amchitka Pass was indicated, suggesting a possible basis for separating IPHC Regulatory Area 4B into two management subareas. However, these results were confounded by (1) the use of a small number of genetic markers and (2) the use of samples collected outside of the spawning season (i.e. winter) in some areas. These analyses employed summer-collected (i.e., non-spawning season) samples west of Amchitka Pass which may not be representative of the local spawning population, but rather a mixture of spawning groups on the feeding grounds. Therefore, it is advisable to re-assess those conclusions using samples collected during the spawning season and modern, high-resolution genomic techniques.

In January and February of 2020, the IPHC Secretariat conducted genetic sample collections on either side of Amchitka Pass (IPHC Regulatory Area 4B) during the spawning season to address the limitations of previous studies. These samples, in combination with previous samples collected during the spawning season (i.e. Bering Sea, Central Gulf of Alaska and waters off

British Columbia) (Figure 1) will be used to re-evaluate stock structure of Pacific halibut in IPHC Convention waters. The temporal replicates at many of these locations will enable the IPHC Secretariat to evaluate the stability of genetic structure over time, ensuring confidence in the results. The IPHC Secretariat has recently produced a high-quality reference genome and has generated genomic sequences from 610 individual Pacific halibut collected from five geographic areas (Figure 1) using low-coverage whole-genome resequencing (lcWGR). The lcWGR approach offers a cost-effective way to develop a large number (~millions) of single nucleotide polymorphisms (SNPs) that can be used as genetic markers to evaluate population structure with very high resolution. Using this method, we are working to establish a baseline of genetic diversity using sample collections made during the spawning season and have received funding (NPRB Project No. 2110) to use this data set to develop genomic tools (i.e. genetic marker panels) that can be used to conduct mixed stock analysis and identify the population of origin for samples collected outside of the spawning season. The utility of these tools will then be tested in two proof of concept applications comparing the stock composition of a) commercial fishery landings, and b) Pacific halibut collected at the latitudinal extremes of the species' range in the northeast Pacific Ocean (e.g. northern Bering Sea and northern California).

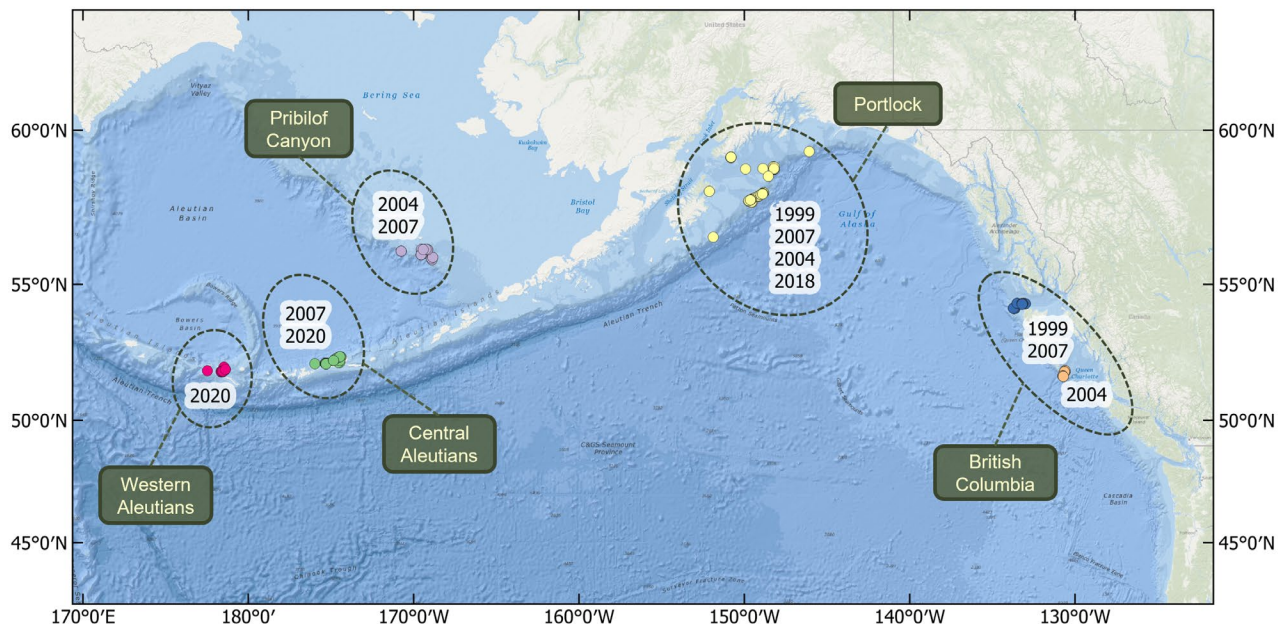


Figure 1. Map of sample collections made during the spawning season used for genomic analysis of population structure in Pacific halibut in the northeast Pacific Ocean.

RECOMMENDATION

That the RAB:

- 1) **NOTE** paper IPHC-2022-RAB023-12, which outlined the studies on population genomics by the IPHC Secretariat.